



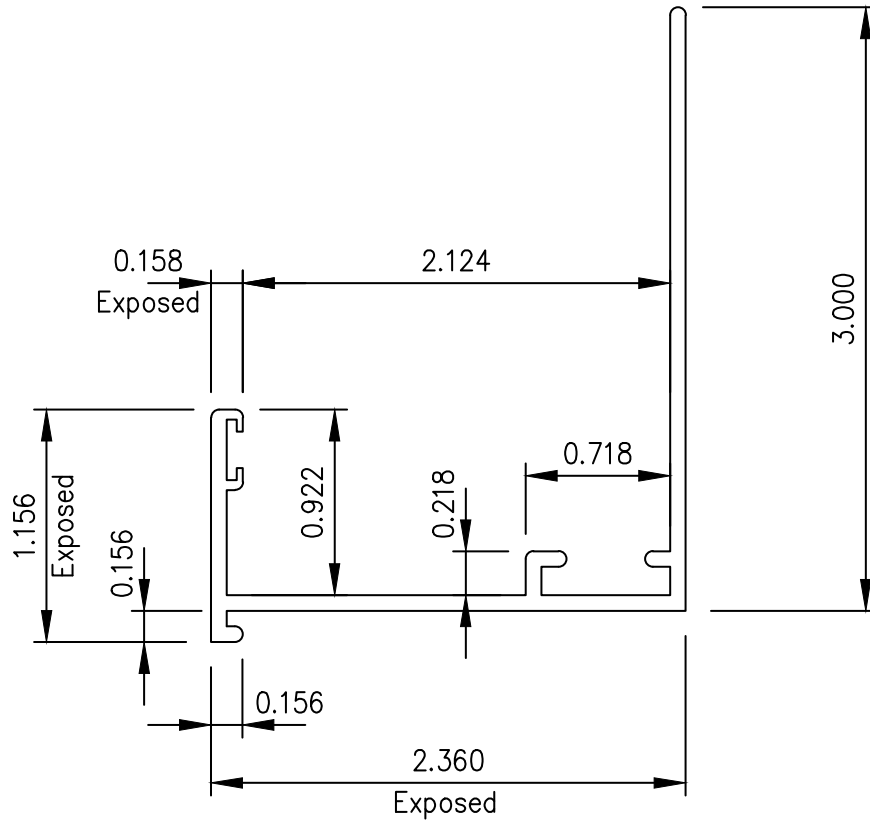
# EXTRUDED ALUMINUM TRIM GUIDE



# TABLE OF CONTENTS

<b>Description</b>	<b>Part</b>	<b>Page</b>
<b>2" Extrusions</b>		<b>4-17</b>
2" Base/Head Extrusion . . . . .	9405ANC	4
2" Base/Soffit Extrusion . . . . .	9414ANC	5
2" Lap Strip - Base/Head - - (Use with 9405ANC and 9404ANC) . . . . .	9497ANC	6
2" Horizontal Base/Head Extrusion . . . . .	9471ANC	7
2" Horizontal Base/Head Lap Strip . . . . .	9502ANC	8
2" Horizontal Base/Head/Soffit Extrusion . . . . .	9479ANC	9
2" Male Corner Extrusion - (Reversible) . . . . .	9425ANC	10
2" Female Corner Extrusion - (Reversible) . . . . .	9438ANC	11
2" Female Jamb Extrusion . . . . .	9420ANC	12
2" Sill Extrusion . . . . .	9413ANC	13
2" Sill Extrusion Lap Strip - - (Use with 9413ANC) . . . . .	9505ANC	14
2" Male Vertical H-Joint Extrusion . . . . .	9445ANC	15
2" Female Vertical H-Joint Extrusion . . . . .	9450ANC	16
2" Stack Joint Extrusion . . . . .	9455ANC	17
<b>2.5" Extrusions</b>		<b>18-28</b>
2.5" Base/Head Extrusion . . . . .	9406ANC	18
2.5" Base/Head Lap Strip - - (Use with 9406ANC) . . . . .	9500ANC	19
2.5" Horizontal Base/Head Extrusion . . . . .	9472ANC	20
2.5" Horizontal Base/Head Lap Strip . . . . .	9503ANC	21
2.5" Horizontal Base/Head/Soffit Extrusion . . . . .	9478ANC	22
2.5" Horizontal Male Corner Extrusion - (Reversible) . . . . .	9425ANC	23
2.5" Female Corner Extrusion - (Reversible) . . . . .	9437ANC	24
2.5" Female Jamb Extrusion . . . . .	9421ANC	25
2.5" Sill Extrusion . . . . .	9413ANC	26
2.5" Sill Lap Strip - (Use with 9413ANC) . . . . .	9505ANC	27
2.5" Stack Joint Extrusion . . . . .	9456ANC	28

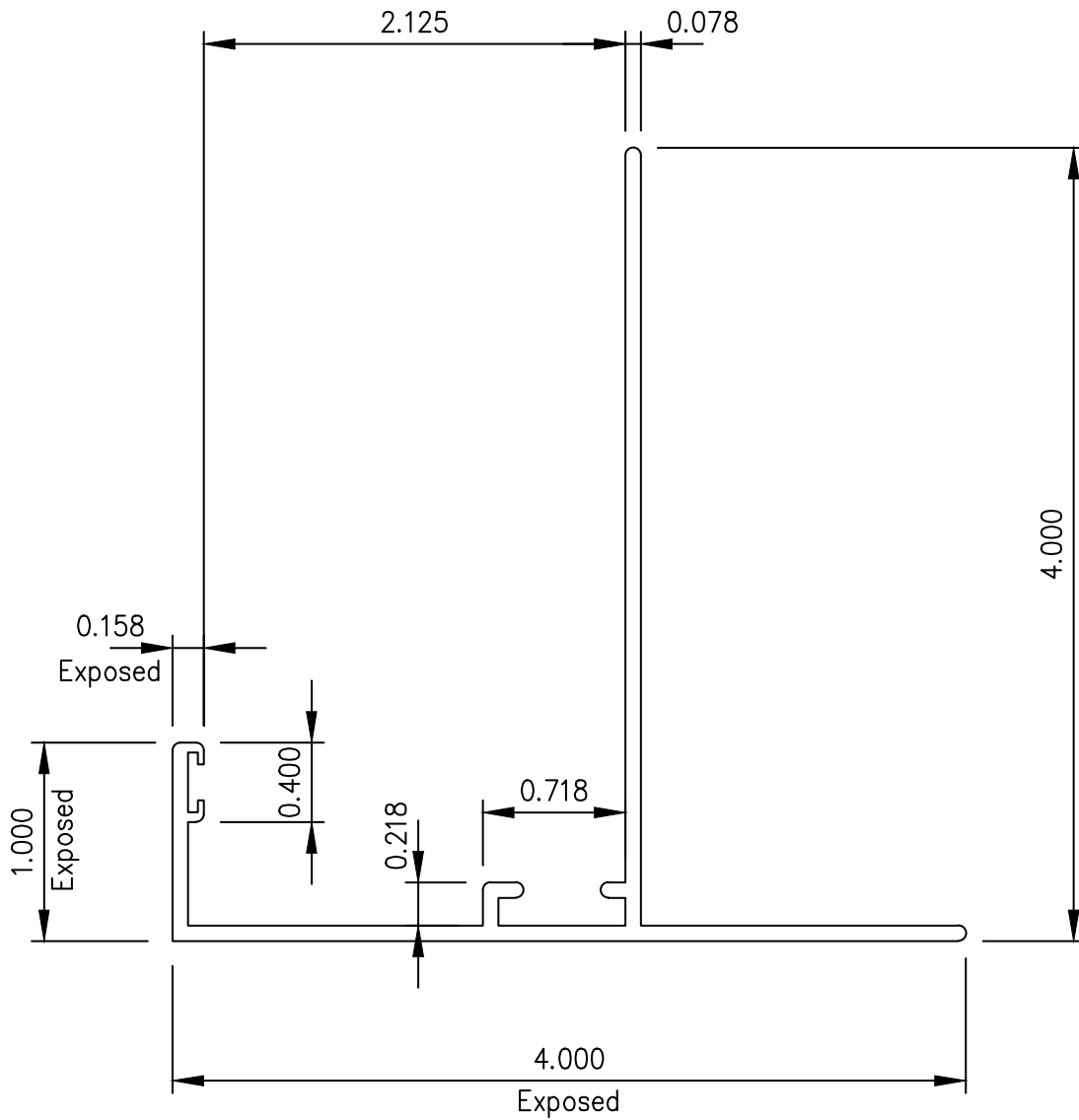
Description	Part	Page
<b>3" Extrusions</b>		<b>29-40</b>
3" Base/Head Extrusion . . . . .	9407ANC	29
3" Base/Head Lap Strip - (Use with 9407ANC) . . . . .	9501ANC	30
3" Horizontal Base/Head Extrusion . . . . .	9473ANC	31
3" Horizontal Base/Head Lap Strip . . . . .	9504ANC	32
3" Horizontal Base/Head/Soffit Extrusion . . . . .	9477ANC	33
3" Male Corner Extrusion - (Reversible) . . . . .	9429ANC	34
3" Female Corner Extrusion - (Reversible) . . . . .	9436ANC	35
3" Female Jamb Extrusion . . . . .	9422ANC	36
3" Sill Extrusion . . . . .	9412ANC	37
3" Sill Lap Strip - (Use with 9412ANC) . . . . .	9506ANC	38
3" Stack Joint Extrusion . . . . .	9458ANC	39
3" Female Vertical H-Joint Extrusion . . . . .	9446ANC	40
<b>4" Extrusions</b>		<b>41-51</b>
4" Base/Head Extrusion . . . . .	9404ANC	41
4" Base/Head Lap Strip . . . . .	9490ANC	42
4" Horizontal Base/Head Extrusion . . . . .	9474ANC	43
4" Horizontal Base/Head Lap Strip . . . . .	9507ANC	44
4" Horizontal Base/Head/Soffit Extrusion . . . . .	9475ANC	45
4" Male Corner Extrusion - (Reversible) . . . . .	9429ANC	46
4" Female Corner Extrusion - (Reversible) . . . . .	9434ANC	47
4" Female Jamb Extrusion . . . . .	9423ANC	48
4" Sill Extrusion . . . . .	9412ANC	49
4" Sill Lap Strip - (Use with 9412ANC) . . . . .	9506ANC	50
4" Stack Joint Extrusion . . . . .	9459ANC	51
<b>2",2.5",3",4" Extrusions</b>		<b>52-57</b>
2", 2.5", 3", 4" Male Jamb Extrusion . . . . .	9415ANC	52
2", 2.5", 3", 4" Parapet Extrusion . . . . .	9428ANC	53
2", 2.5", 3", 4" Soffit Reveal Extrusion . . . . .	9476ANC	54
2", 2.5", 3", 4" Top Hat Extrusion . . . . .	9447ANC	55
2", 2.5", 3", 4" Flush Insert Extrusion - (Option: Use with 9447ANC) . . . . .	9448ANC	56
2", 2.5", 3", 4" Recessed Insert Extrusion - (Option: Use with 9447ANC) . . . . .	9449ANC	57
<b>Extrusions Accessories</b>		<b>58-59</b>
Extruded Aluminum Splice Bar . . . . .	9495ANC	58
EPDM Recessed Gasket - (Option: Use with 9447ANC) . . . . .	7709NBK	59
Wiper Gasket . . . . .	7800VGR	59



**Note Regarding Exposed Surfaces:**

Surfaces indicated as exposed are based on customarily exposed surfaces and can be modified to meet actual job requirements.

** When an Applied Finish is Required the Color Side will Receive the Applied Finish Except Where Noted <b>NAF</b> (No Applied Finish)				All Bends Will Be 90° Unless Otherwise Noted
WIDTH/GIRTH	THICKNESS/GAUGE	LENGTH	COLOR **	ADDITIONAL INFORMATION
		20'-0"	Varies	Met'l-Span Extruded Aluminum Vendor Item



**Note Regarding Exposed Surfaces:**

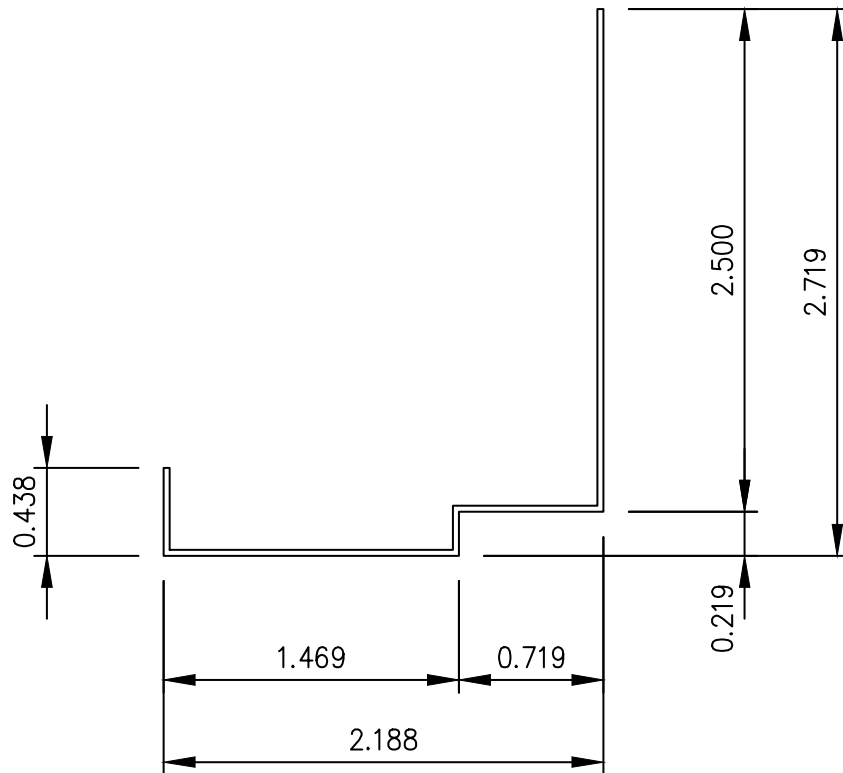
Surfaces indicated as exposed are based on customarily exposed surfaces and can be modified to meet actual job requirements.

** When an Applied Finish is Required the Color Side will Receive the Applied Finish Except Where Noted <b>NAF</b> (No Applied Finish)				All Bends Will Be 90° Unless Otherwise Noted
WIDTH/GIRTH	THICKNESS/GAUGE	LENGTH	COLOR **	ADDITIONAL INFORMATION
		20'-0"	Varies	Met'I-Span Extruded Aluminum Vendor Item

# 2" Lap Strip Base / Head

(Use with 9405ANC and 9404ANC)

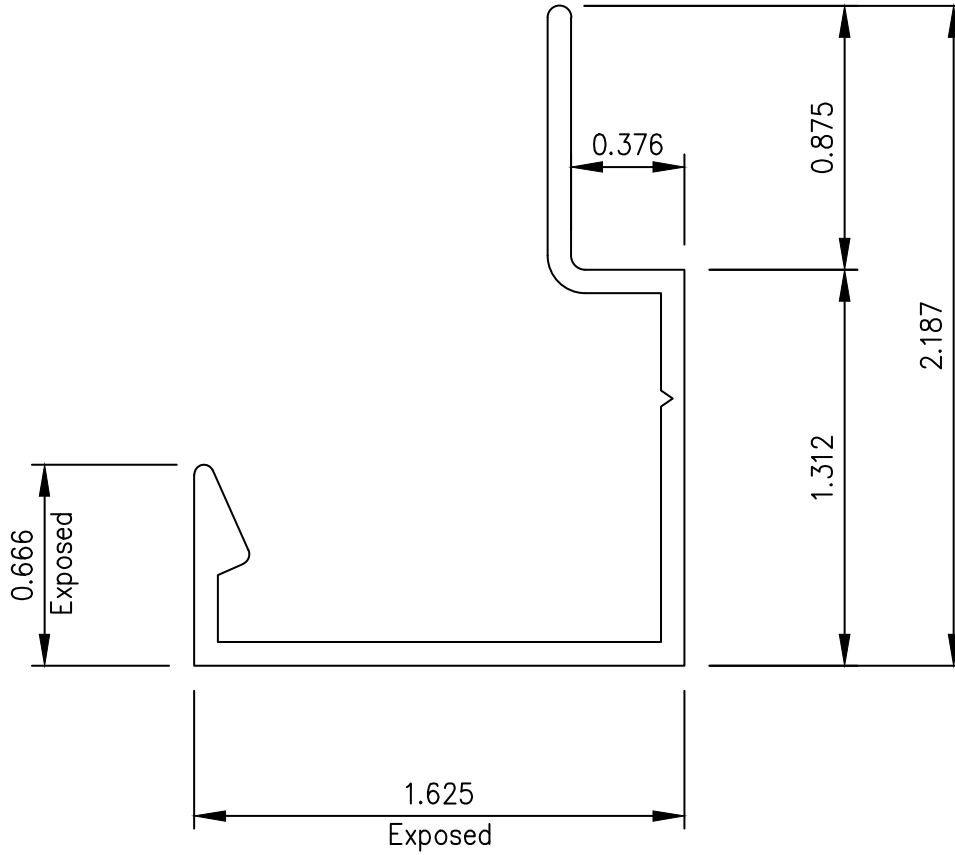
part I 9497ANC Rev. 00 Date. DEC '19



** When an Applied Finish is Required the Color Side will Receive the Applied Finish Except Where Noted <b>NAF</b> (No Applied Finish)				All Bends Will Be 90° Unless Otherwise Noted
WIDTH/GIRTH	THICKNESS/GAUGE	LENGTH	COLOR **	ADDITIONAL INFORMATION
		6"	Unpainted	Met'I-Span Extruded Aluminum Vendor Item

# 2" Horizontal Base / Head Extrusion

part I 9471ANC Rev. 00 Date. DEC '19



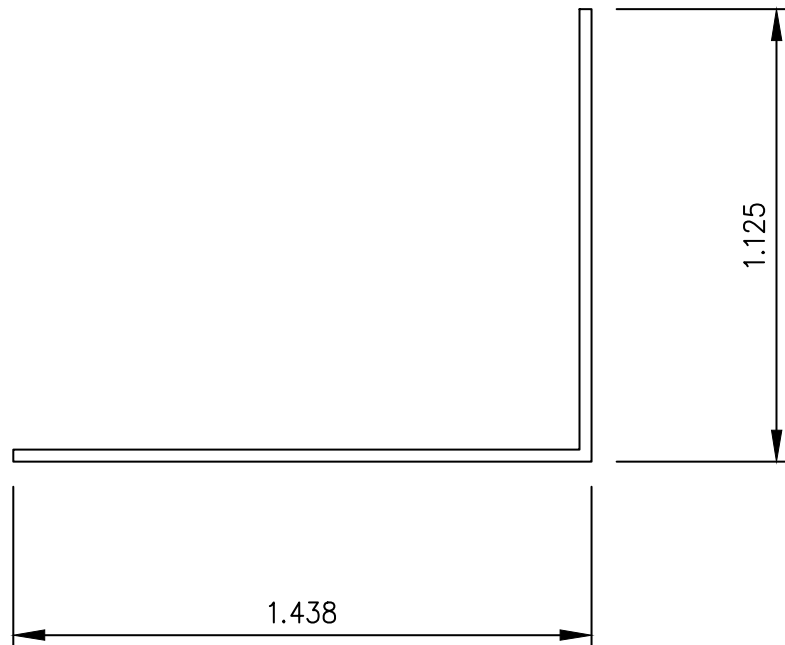
**Note Regarding Exposed Surfaces:**

Surfaces indicated as exposed are based on customarily exposed surfaces and can be modified to meet actual job requirements.

** When an Applied Finish is Required the Color Side will Receive the Applied Finish Except Where Noted <b>NAF</b> (No Applied Finish)				All Bends Will Be 90° Unless Otherwise Noted
WIDTH/GIRTH	THICKNESS/GAUGE	LENGTH	COLOR **	ADDITIONAL INFORMATION
		20'-0"	Varies	Met'I-Span Extruded Aluminum Vendor Item

# 2" Horizontal Base / Head Lap Strip

part I 9502ANC Rev. 00 Date. DEC '19

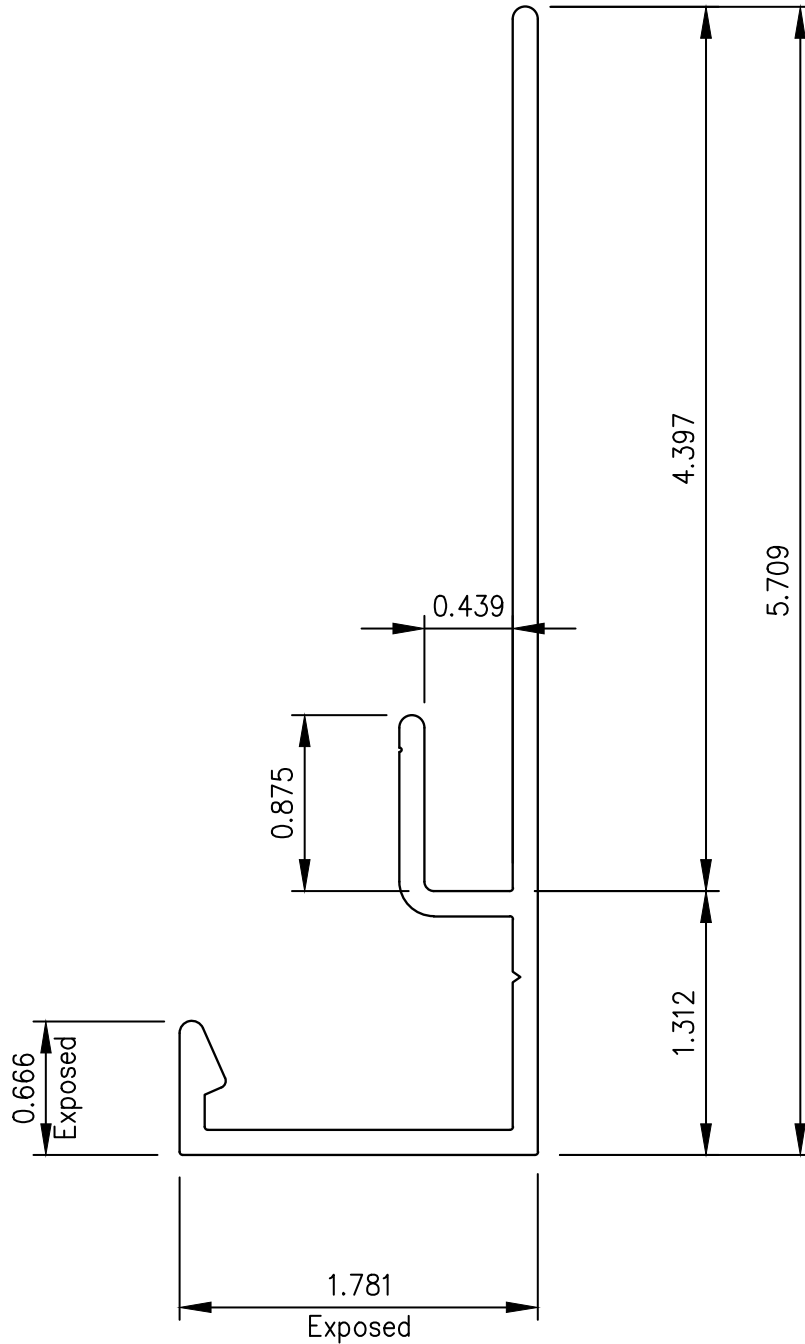


** When an Applied Finish is Required the Color Side will Receive the Applied Finish Except Where Noted <b>NAF</b> (No Applied Finish)				All Bends Will Be 90° Unless Otherwise Noted
WIDTH/GIRTH	THICKNESS/GAUGE	LENGTH	COLOR **	ADDITIONAL INFORMATION
		6"	Unpainted	Met'l-Span Extruded Aluminum Vendor Item



# 2" Horizontal Base / Head / Soffit Extrusion

part I 9479ANC Rev. 00 Date. DEC '19



**Note Regarding Exposed Surfaces:**

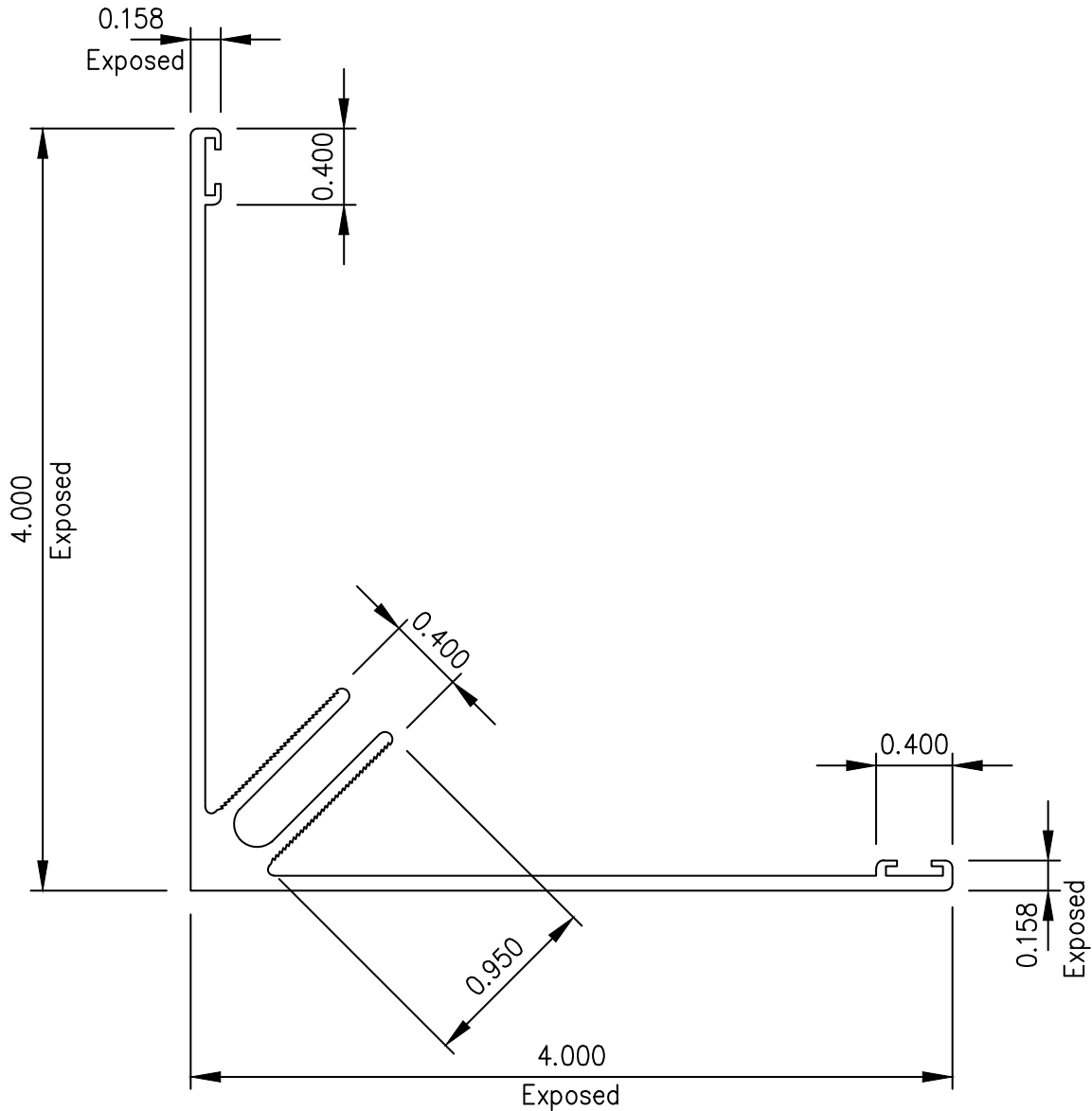
Surfaces indicated as exposed are based on customarily exposed surfaces and can be modified to meet actual job requirements.

** When an Applied Finish is Required the Color Side will Receive the Applied Finish Except Where Noted <b>NAF</b> (No Applied Finish)				All Bends Will Be 90° Unless Otherwise Noted
WIDTH/GIRTH	THICKNESS/GAUGE	LENGTH	COLOR **	ADDITIONAL INFORMATION
		20'-0"	Varies	Met'I-Span Extruded Aluminum Vendor Item

# 2" Male Corner Extrusion

(Reversible)

part I 9425ANC Rev. 00 Date. DEC '19



**Note Regarding Exposed Surfaces:**

Surfaces indicated as exposed are based on customarily exposed surfaces and can be modified to meet actual job requirements.

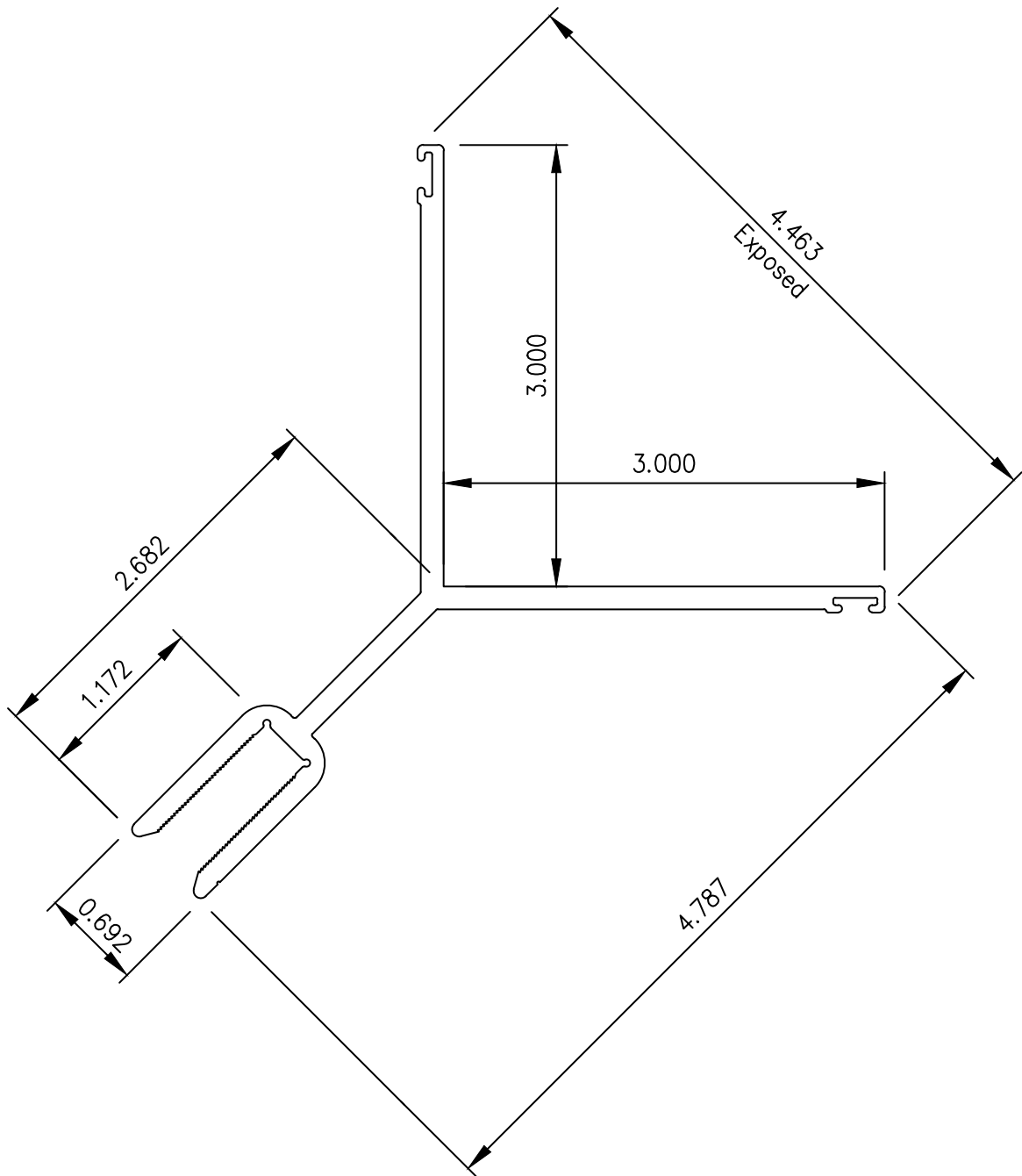
\* This parts is same as 2.5" Horizontal Male Corner Extrusion

** When an Applied Finish is Required the Color Side will Receive the Applied Finish Except Where Noted <b>NAF</b> (No Applied Finish)				All Bends Will Be 90° Unless Otherwise Noted
WIDTH/GIRTH	THICKNESS/GAUGE	LENGTH	COLOR **	ADDITIONAL INFORMATION
		20'-0"	Varies	Met'I-Span Extruded Aluminum Vendor Item

# 2" Female Corner Extrusion

(Reversible)

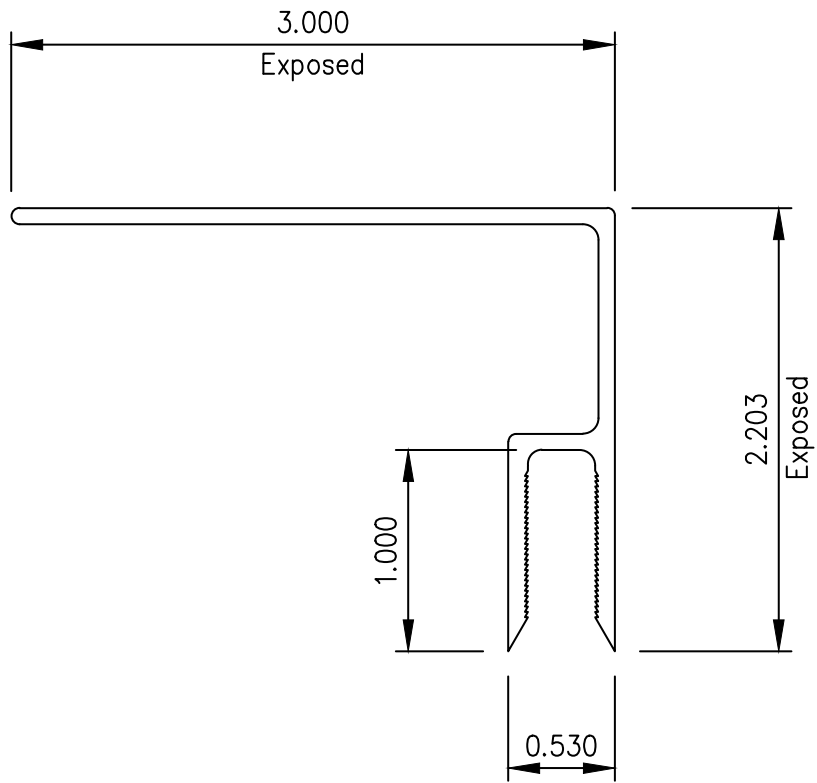
part I 9438ANC Rev. 00 Date. DEC '19



**Note Regarding Exposed Surfaces:**

Surfaces indicated as exposed are based on customarily exposed surfaces and can be modified to meet actual job requirements.

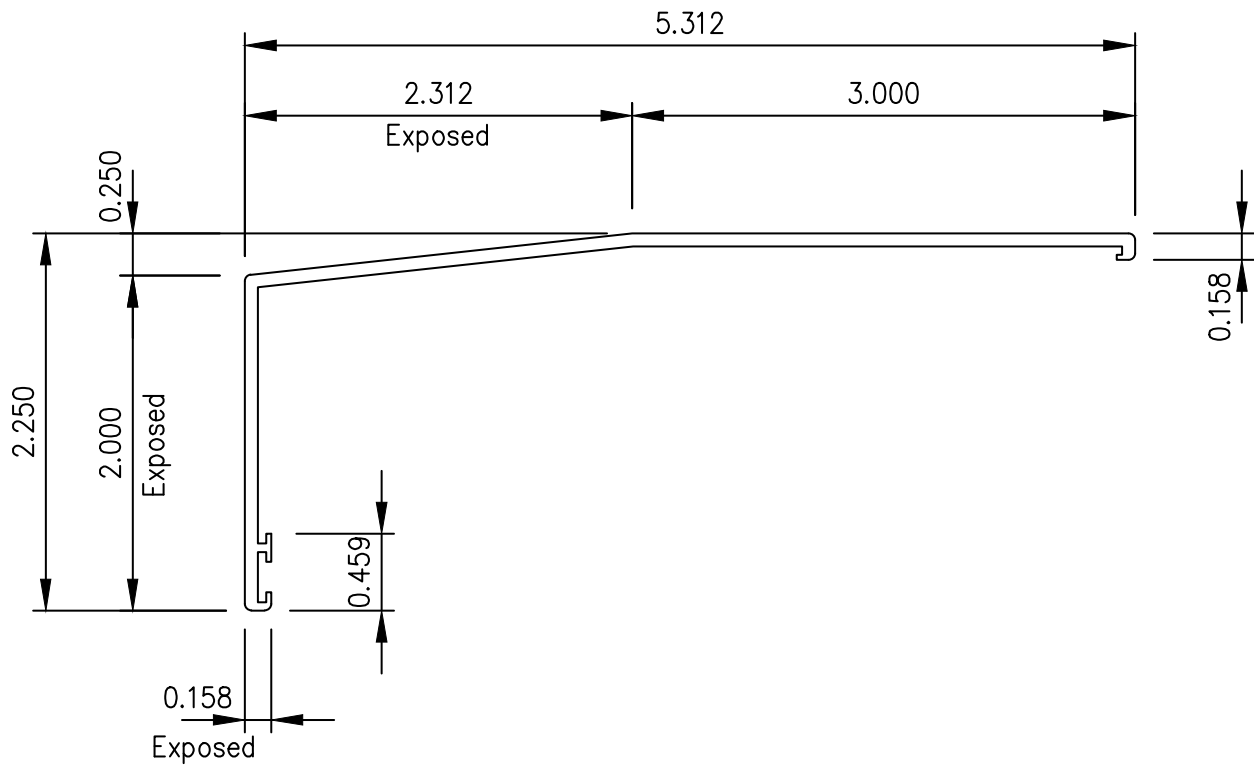
** When an Applied Finish is Required the Color Side will Receive the Applied Finish Except Where Noted <b>NAF</b> (No Applied Finish)				All Bends Will Be 90° Unless Otherwise Noted
WIDTH/GIRTH	THICKNESS/GAUGE	LENGTH	COLOR **	ADDITIONAL INFORMATION
		20'-0"	Varies	Met'l-Span Extruded Aluminum Vendor Item



**Note Regarding Exposed Surfaces:**

Surfaces indicated as exposed are based on customarily exposed surfaces and can be modified to meet actual job requirements.

** When an Applied Finish is Required the Color Side will Receive the Applied Finish Except Where Noted <b>NAF</b> (No Applied Finish)				All Bends Will Be 90° Unless Otherwise Noted
WIDTH/GIRTH	THICKNESS/GAUGE	LENGTH	COLOR **	ADDITIONAL INFORMATION
		20'-0"	Varies	Met'l-Span Extruded Aluminum Vendor Item



**Note Regarding Exposed Surfaces:**

Surfaces indicated as exposed are based on customarily exposed surfaces and can be modified to meet actual job requirements.

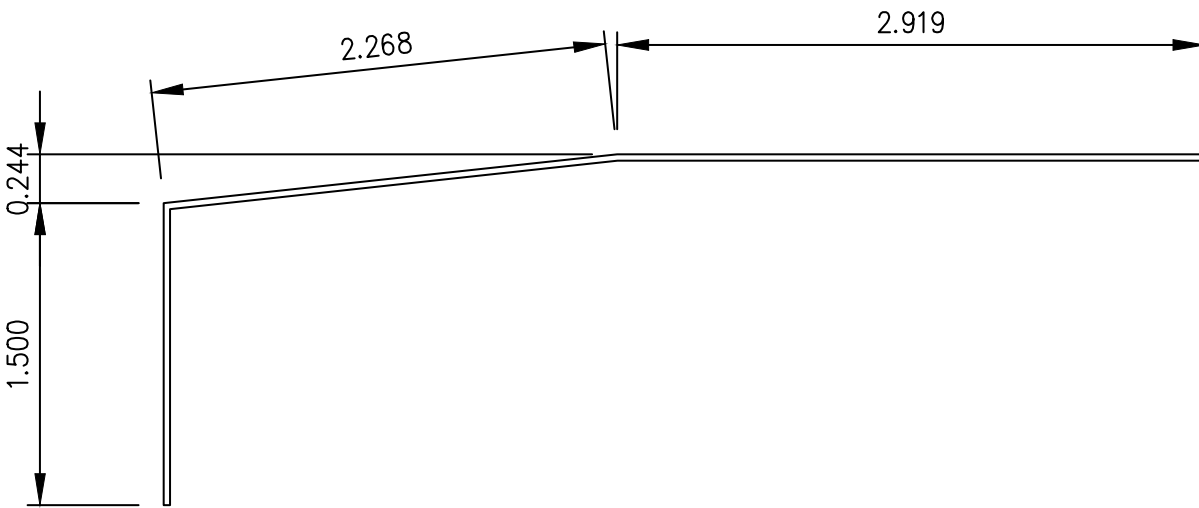
\* This parts is same as 2.5" Sill Extrusion

** When an Applied Finish is Required the Color Side will Receive the Applied Finish Except Where Noted <b>NAF</b> (No Applied Finish)				All Bends Will Be 90° Unless Otherwise Noted
WIDTH/GIRTH	THICKNESS/GAUGE	LENGTH	COLOR **	ADDITIONAL INFORMATION
		20'-0"	Varies	Met'l-Span Extruded Aluminum Vendor Item

# 2" Sill Extrusion Lap Strip

(Use with 9413ANC)

part I 9505ANC Rev. 00 Date. DEC '19



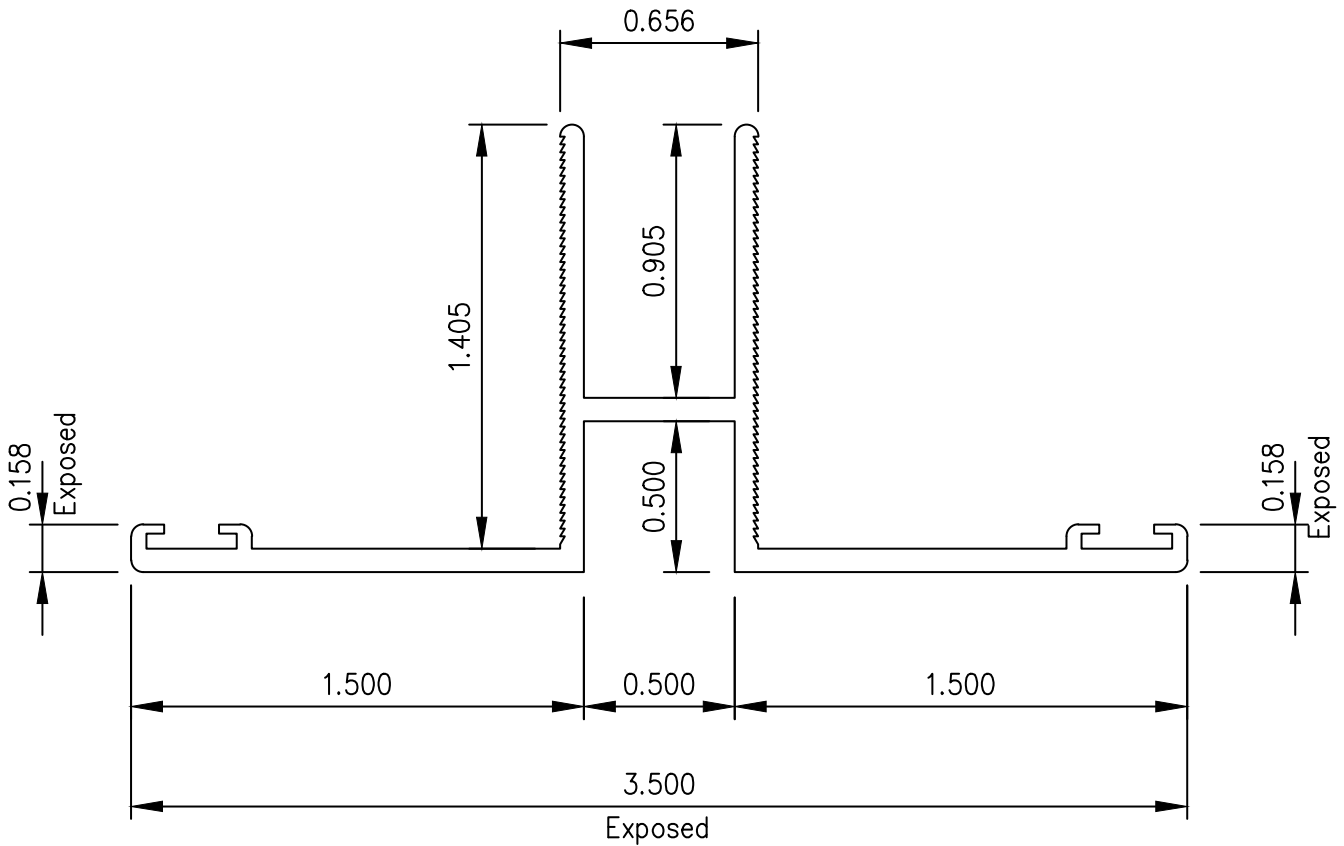
**Note:**

\* This parts is same as 2.5" Sill Extrusion Lap Strip

** When an Applied Finish is Required the Color Side will Receive the Applied Finish Except Where Noted <b>NAF</b> (No Applied Finish)				All Bends Will Be 90° Unless Otherwise Noted
WIDTH/GIRTH	THICKNESS/GAUGE	LENGTH	COLOR **	ADDITIONAL INFORMATION
		6"	Unpainted	Met'l-Span Extruded Aluminum Vendor Item

# 2" Male Vertical H-Joint Extrusion

part I 9445ANC Rev. 00 Date. DEC '19



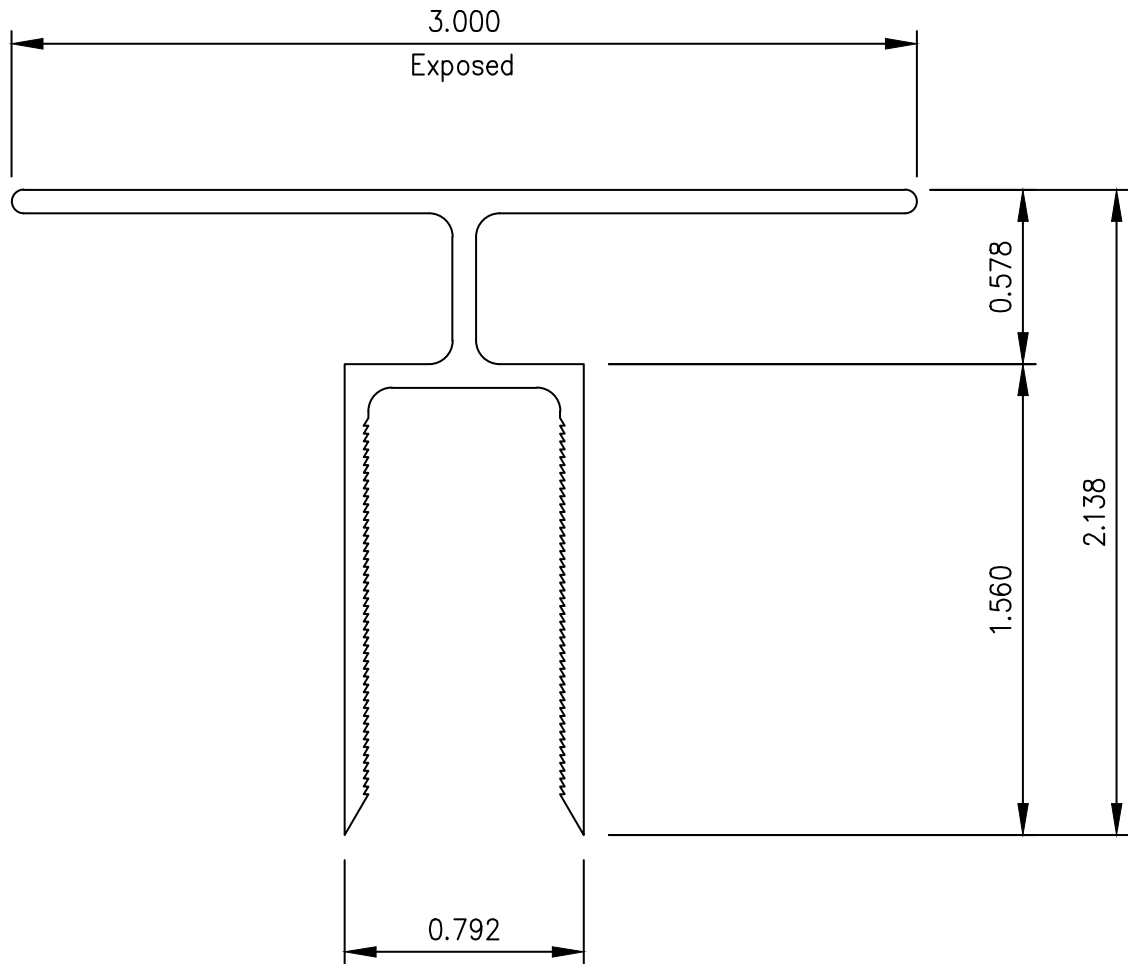
**Note Regarding Exposed Surfaces:**

Surfaces indicated as exposed are based on customarily exposed surfaces and can be modified to meet actual job requirements.

** When an Applied Finish is Required the Color Side will Receive the Applied Finish Except Where Noted <b>NAF</b> (No Applied Finish)				All Bends Will Be 90° Unless Otherwise Noted
WIDTH/GIRTH	THICKNESS/GAUGE	LENGTH	COLOR **	ADDITIONAL INFORMATION
		20'-0"	Varies	Met'I-Span Extruded Aluminum Vendor Item

# 2" Female Vertical H-Joint Extrusion

part I 9450ANC Rev. 00 Date. DEC '19



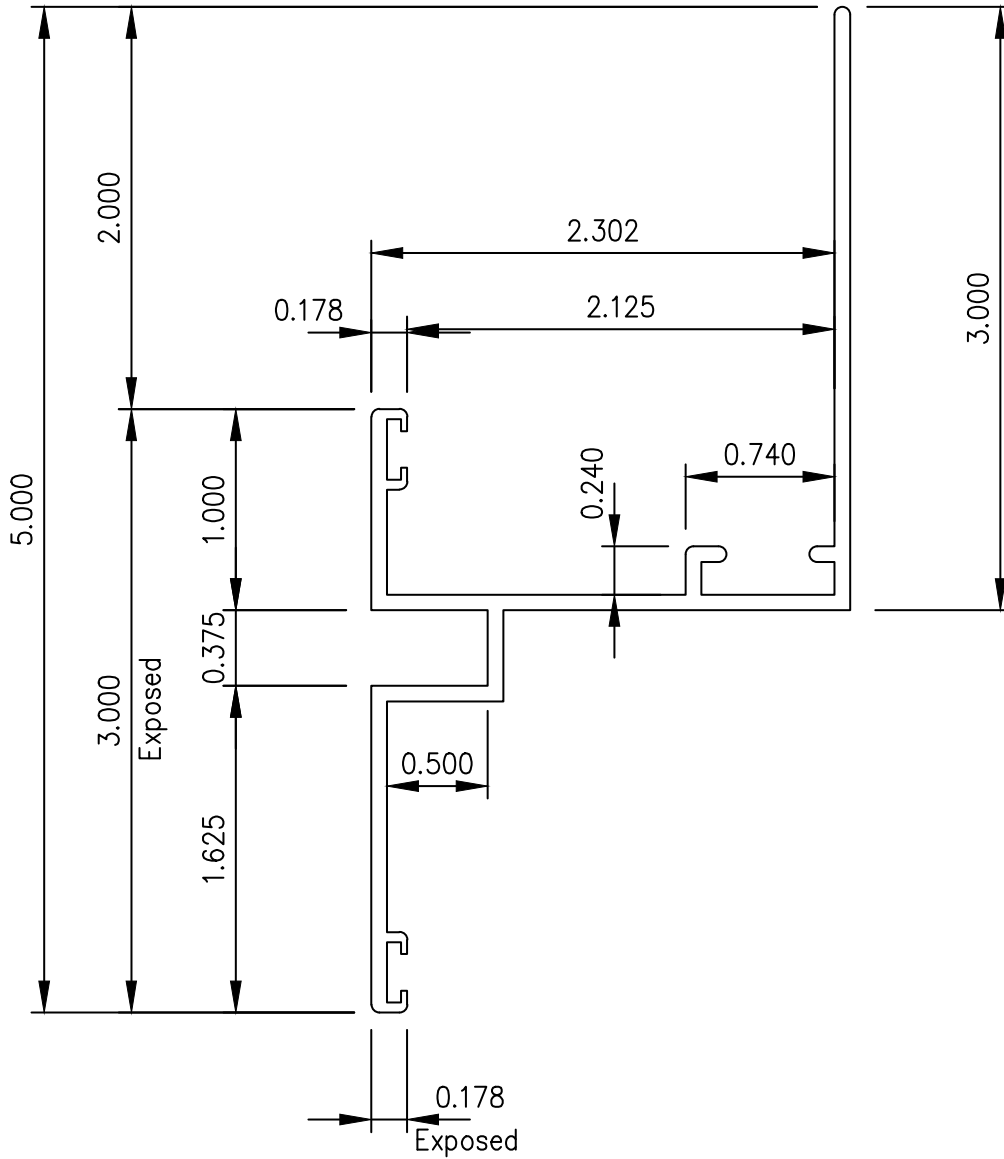
**Note Regarding Exposed Surfaces:**

Surfaces indicated as exposed are based on customarily exposed surfaces and can be modified to meet actual job requirements.

** When an Applied Finish is Required the Color Side will Receive the Applied Finish Except Where Noted <b>NAF</b> (No Applied Finish)				All Bends Will Be 90° Unless Otherwise Noted
WIDTH/GIRTH	THICKNESS/GAUGE	LENGTH	COLOR **	ADDITIONAL INFORMATION
		20'-0"	Varies	Met'I-Span Extruded Aluminum Vendor Item



# 2" Stack Joint Extrusion



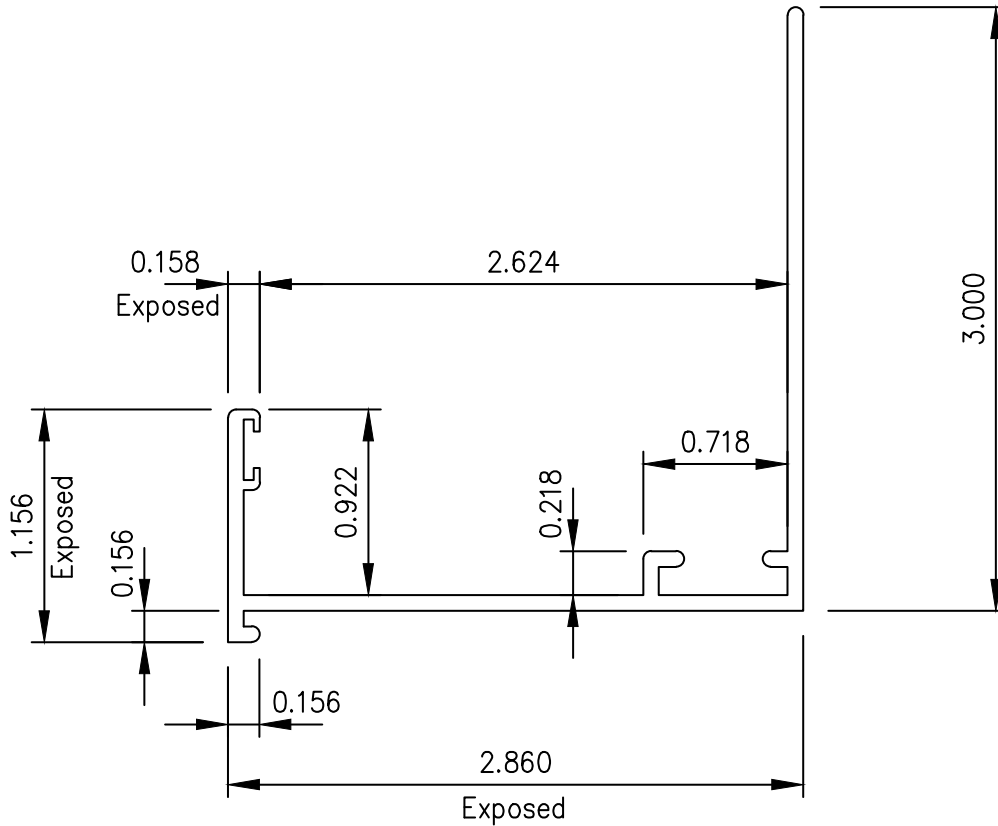
### Note Regarding Exposed Surfaces:

Surfaces indicated as exposed are based on customarily exposed surfaces and can be modified to meet actual job requirements.

** When an Applied Finish is Required the Color Side will Receive the Applied Finish Except Where Noted <b>NAF</b> (No Applied Finish)				All Bends Will Be 90° Unless Otherwise Noted
WIDTH/GIRTH	THICKNESS/GAUGE	LENGTH	COLOR **	ADDITIONAL INFORMATION
		20'-0"	Varies	Met'I-Span Extruded Aluminum Vendor Item

# 2.5" Base / Head Extrusion

part I 9406ANC Rev. 00 Date. DEC '19



**Note Regarding Exposed Surfaces:**

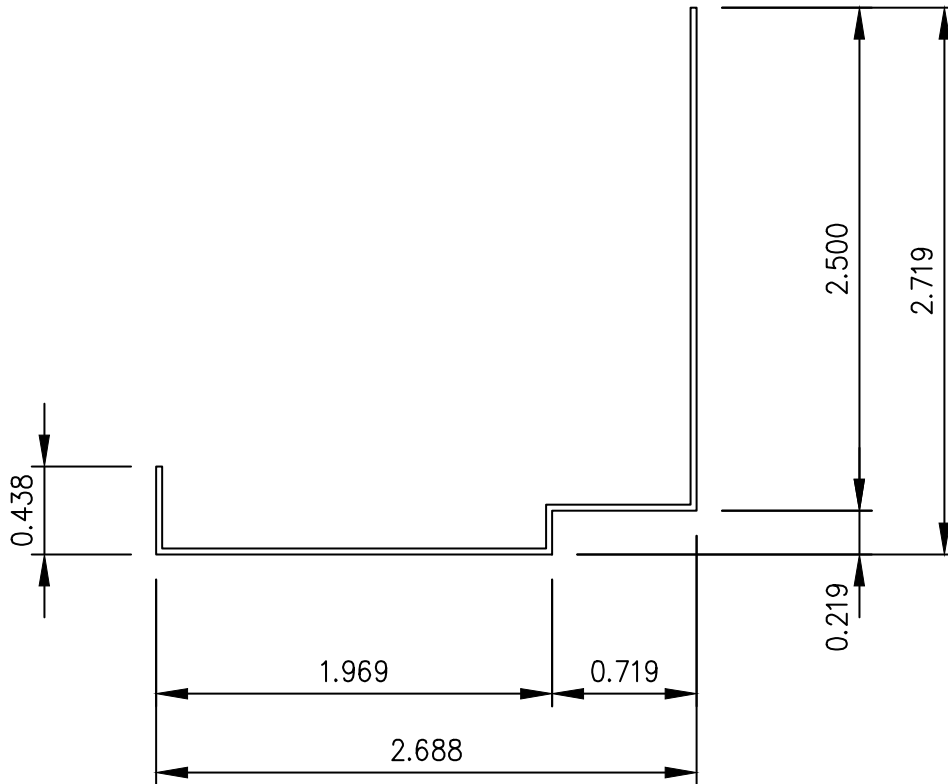
Surfaces indicated as exposed are based on customarily exposed surfaces and can be modified to meet actual job requirements.

** When an Applied Finish is Required the Color Side will Receive the Applied Finish Except Where Noted <b>NAF</b> (No Applied Finish)				All Bends Will Be 90° Unless Otherwise Noted
WIDTH/GIRTH	THICKNESS/GAUGE	LENGTH	COLOR **	ADDITIONAL INFORMATION
		20'-0"	Varies	Met'I-Span Extruded Aluminum Vendor Item

# 2.5" Base / Head Lap Strip

(Use with 9406ANC)

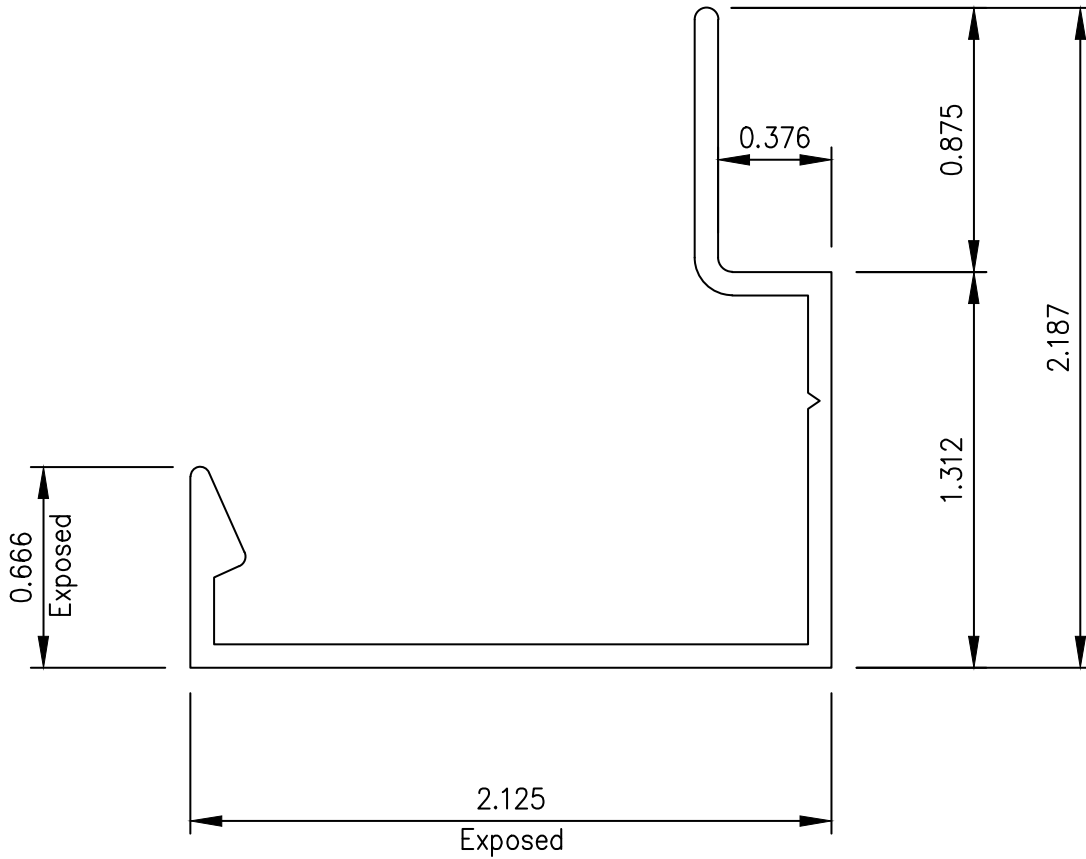
part I 9500ANC Rev. 00 Date. DEC '19



** When an Applied Finish is Required the Color Side will Receive the Applied Finish Except Where Noted <b>NAF</b> (No Applied Finish)				All Bends Will Be 90° Unless Otherwise Noted
WIDTH/GIRTH	THICKNESS/GAUGE	LENGTH	COLOR **	ADDITIONAL INFORMATION
		6"	Unpainted	Met'l-Span Extruded Aluminum Vendor Item

# 2.5" Horizontal Base / Head Extrusion

part I 9472ANC Rev. 00 Date. DEC '19



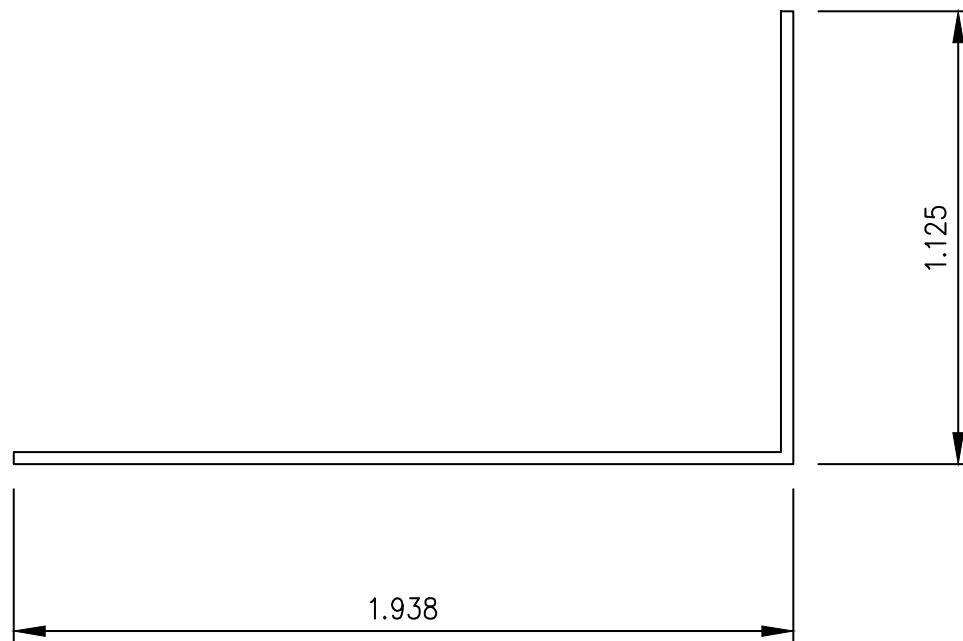
**Note Regarding Exposed Surfaces:**

Surfaces indicated as exposed are based on customarily exposed surfaces and can be modified to meet actual job requirements.

** When an Applied Finish is Required the Color Side will Receive the Applied Finish Except Where Noted <b>NAF</b> (No Applied Finish)				All Bends Will Be 90° Unless Otherwise Noted
WIDTH/GIRTH	THICKNESS/GAUGE	LENGTH	COLOR **	ADDITIONAL INFORMATION
		20'-0"	Varies	Met'I-Span Extruded Aluminum Vendor Item

# 2.5" Horizontal Base / Head Lap Strip

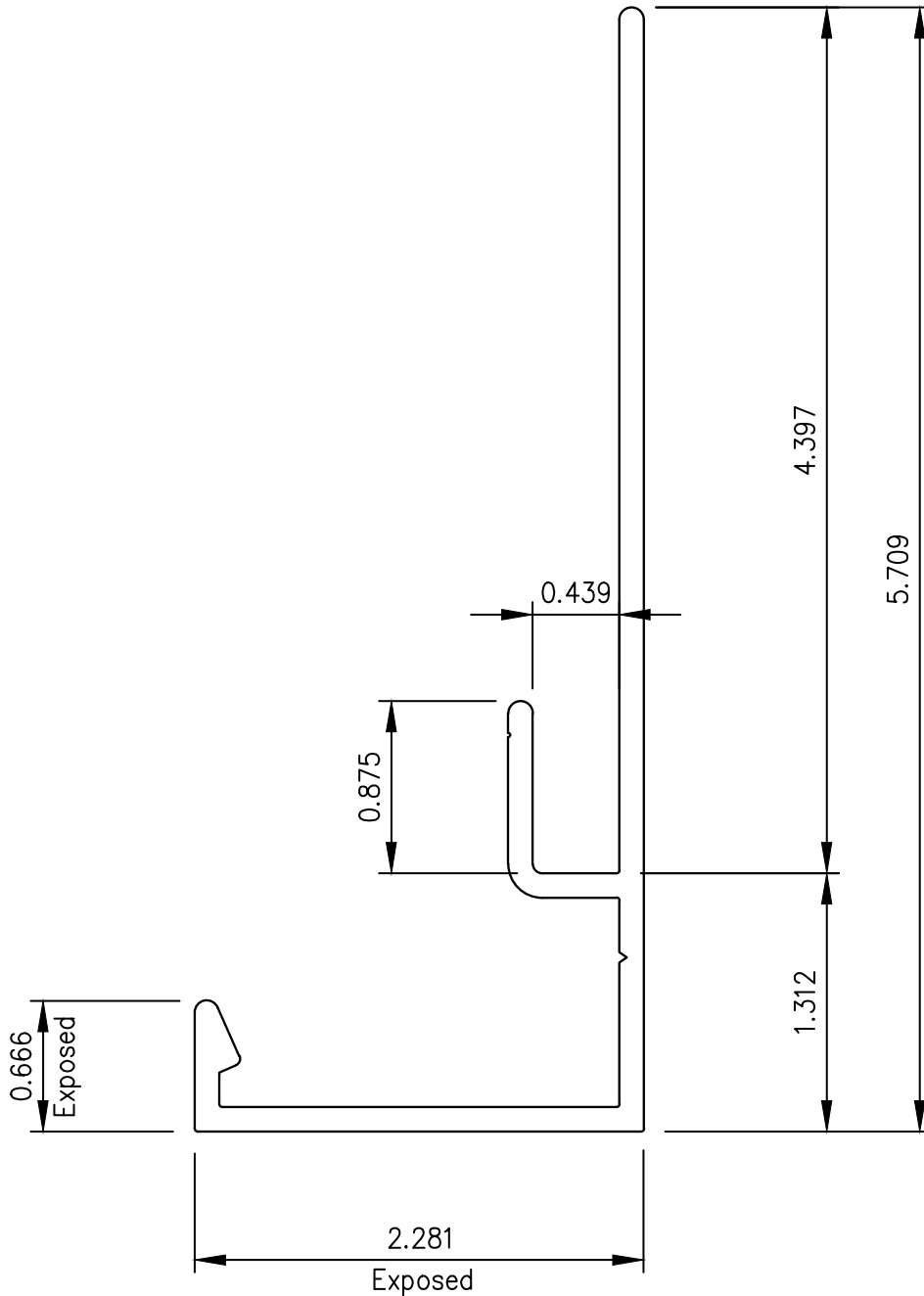
part | 9503ANC Rev. 00 Date. DEC '19



** When an Applied Finish is Required the Color Side will Receive the Applied Finish Except Where Noted <b>NAF</b> (No Applied Finish)				All Bends Will Be 90° Unless Otherwise Noted
WIDTH/GIRTH	THICKNESS/GAUGE	LENGTH	COLOR **	ADDITIONAL INFORMATION
		6"	Unpainted	Met'I-Span Extruded Aluminum Vendor Item

# 2.5" Horizontal Base / Head / Soffit Extrusion

part I 9478ANC Rev. 00 Date. DEC '19



**Note Regarding Exposed Surfaces:**

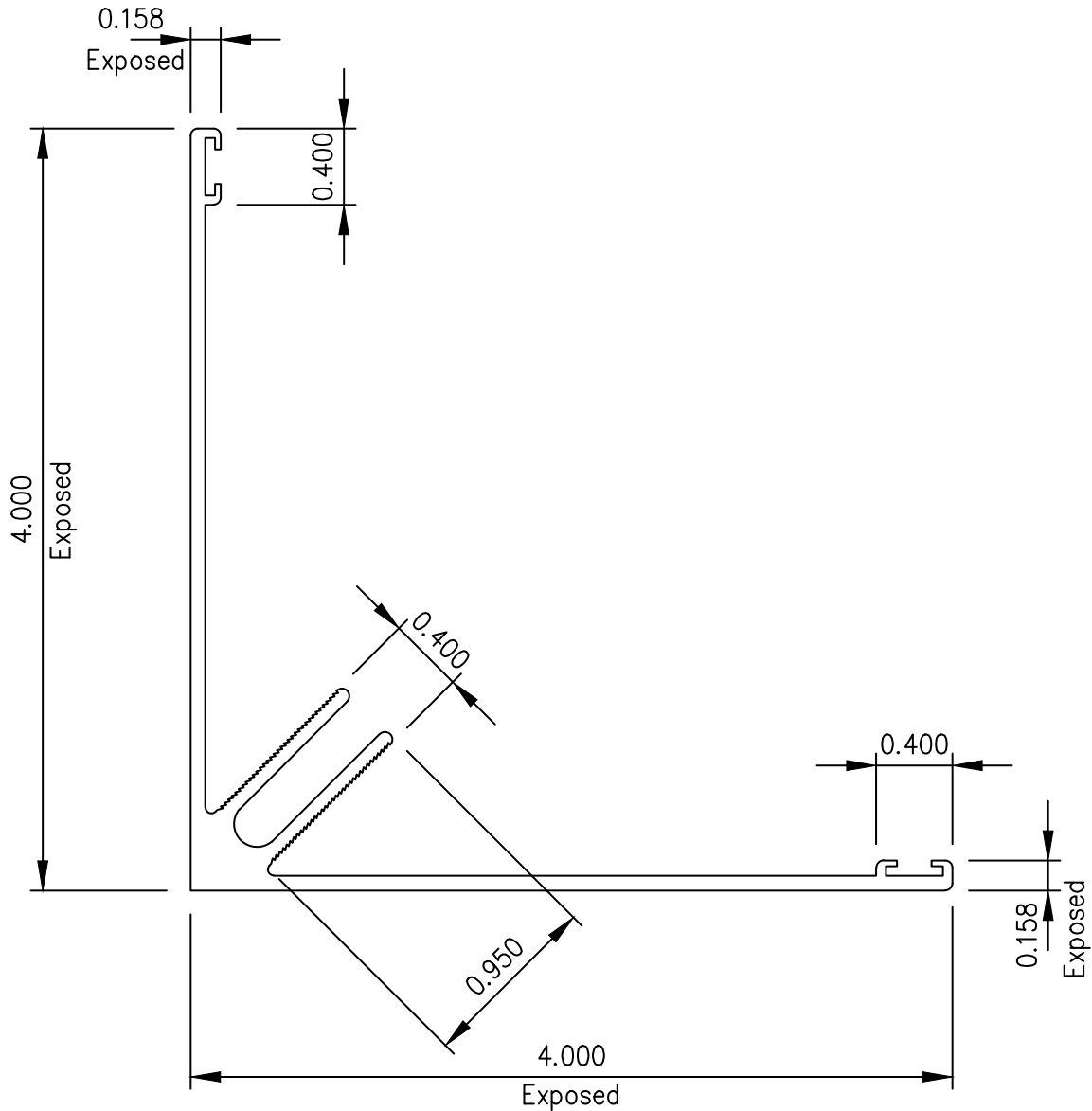
Surfaces indicated as exposed are based on customarily exposed surfaces and can be modified to meet actual job requirements.

** When an Applied Finish is Required the Color Side will Receive the Applied Finish Except Where Noted <b>NAF</b> (No Applied Finish)				All Bends Will Be 90° Unless Otherwise Noted
WIDTH/GIRTH	THICKNESS/GAUGE	LENGTH	COLOR **	ADDITIONAL INFORMATION
		20'-0"	Varies	Met'l-Span Extruded Aluminum Vendor Item

# 2.5" Horizontal Male Corner Extrusion

(Reversible)

part I 9425ANC Rev. 00 Date. DEC '19



**Note Regarding Exposed Surfaces:**

Surfaces indicated as exposed are based on customarily exposed surfaces and can be modified to meet actual job requirements.

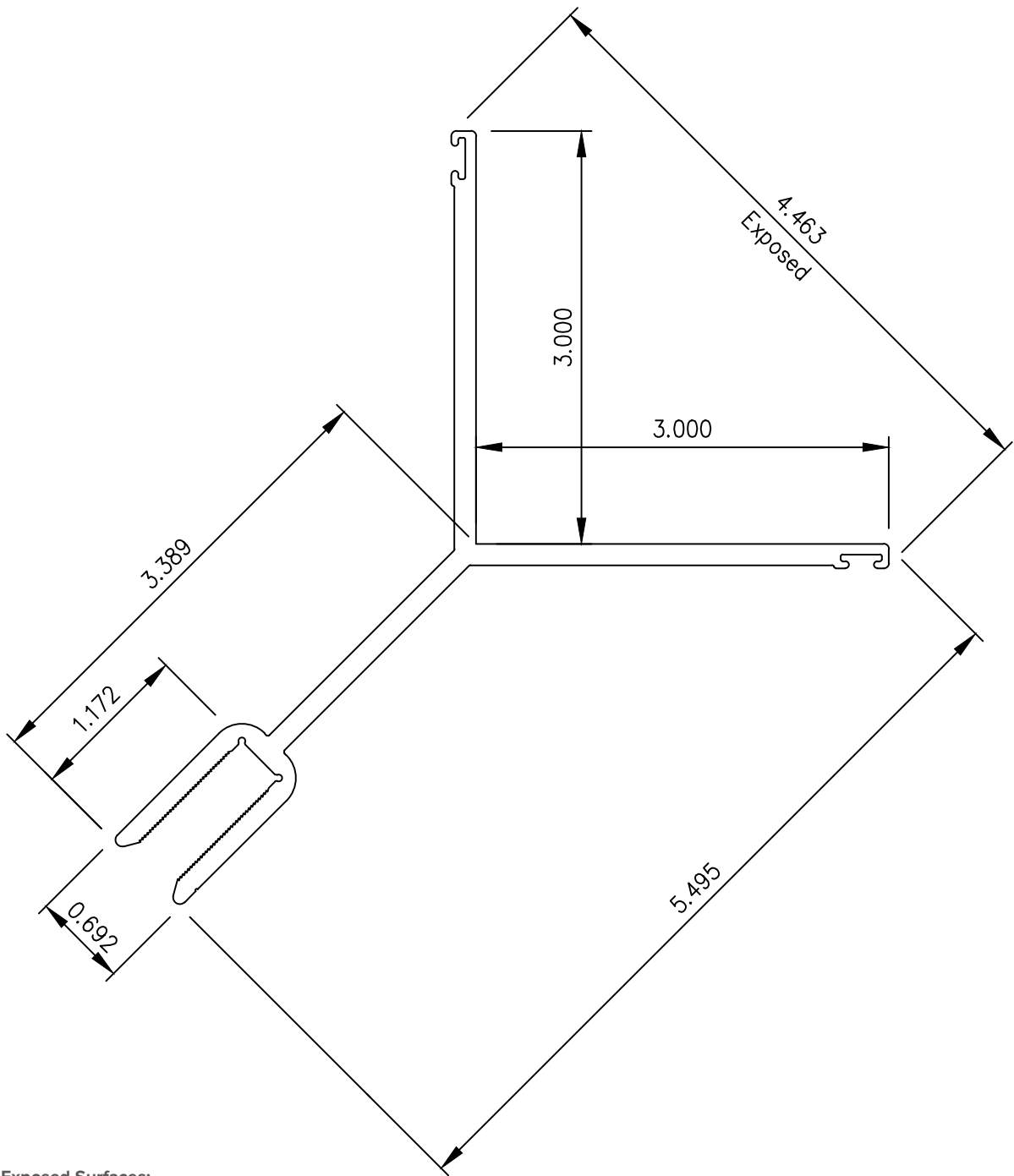
\* This parts is same as 2" Male Corner Extrusion

** When an Applied Finish is Required the Color Side will Receive the Applied Finish Except Where Noted <b>NAF</b> (No Applied Finish)				All Bends Will Be 90° Unless Otherwise Noted
WIDTH/GIRTH	THICKNESS/GAUGE	LENGTH	COLOR **	ADDITIONAL INFORMATION
		20'-0"	Varies	Met'I-Span Extruded Aluminum Vendor Item

# 2.5" Female Corner Extrusion

(Reversible)

part I 9437ANC Rev. 00 Date. DEC '19



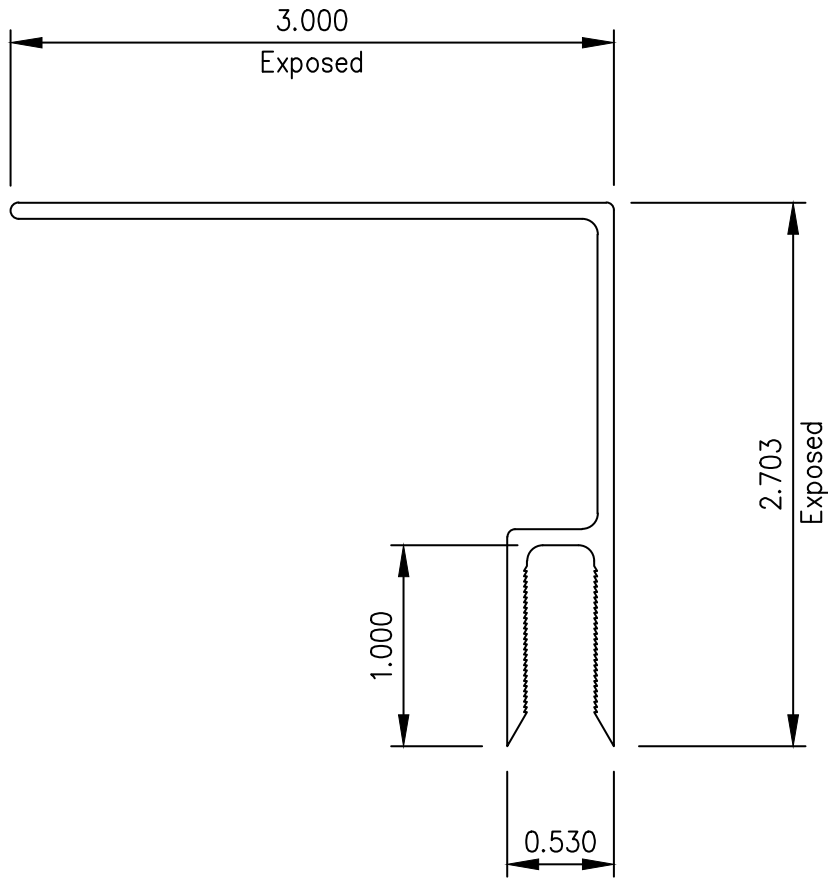
**Note Regarding Exposed Surfaces:**

Surfaces indicated as exposed are based on customarily exposed surfaces and can be modified to meet actual job requirements.

** When an Applied Finish is Required the Color Side will Receive the Applied Finish Except Where Noted NAF (No Applied Finish)				All Bends Will Be 90° Unless Otherwise Noted
WIDTH/GIRTH	THICKNESS/GAUGE	LENGTH	COLOR **	ADDITIONAL INFORMATION
		20'-0"	Varies	Met'I-Span Extruded Aluminum Vendor Item



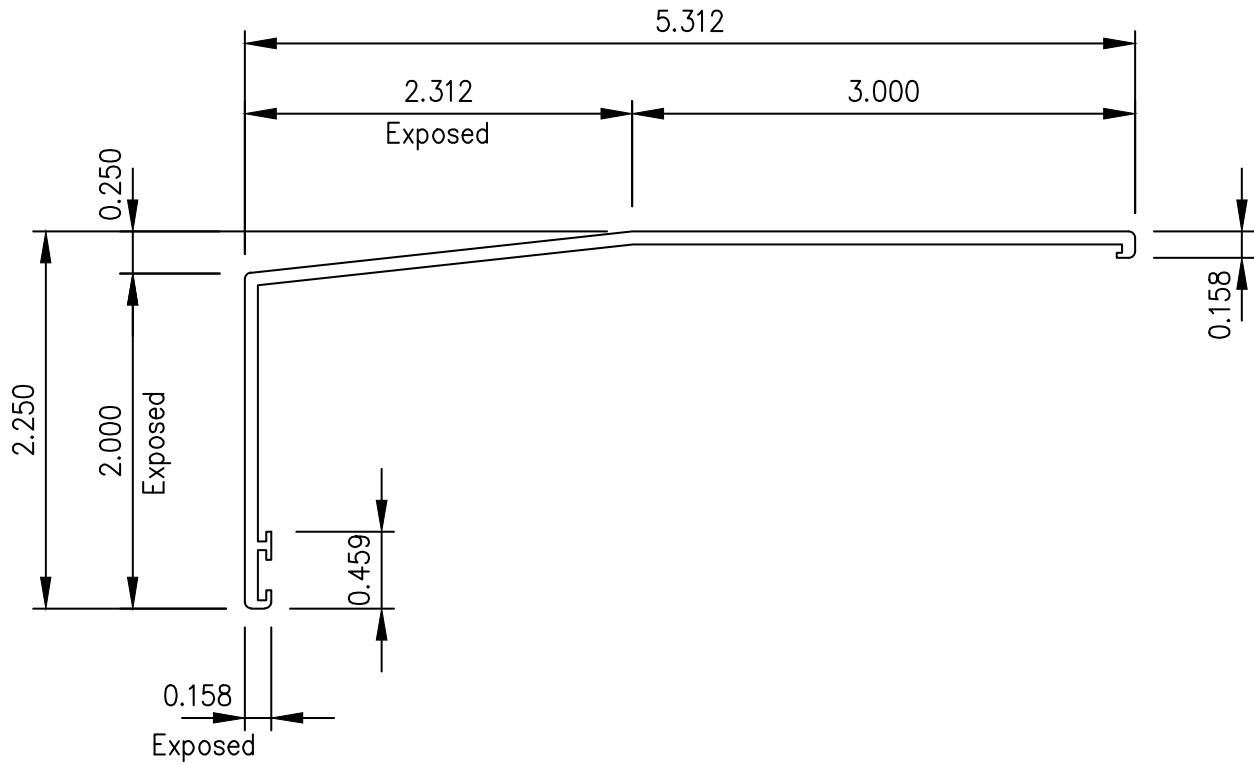
# 2.5" Female Jamb Extrusion



**Note Regarding Exposed Surfaces:**

Surfaces indicated as exposed are based on customarily exposed surfaces and can be modified to meet actual job requirements.

** When an Applied Finish is Required the Color Side will Receive the Applied Finish Except Where Noted <b>NAF</b> (No Applied Finish)				All Bends Will Be 90° Unless Otherwise Noted
WIDTH/GIRTH	THICKNESS/GAUGE	LENGTH	COLOR **	ADDITIONAL INFORMATION
		20'-0"	Varies	Met'I-Span Extruded Aluminum Vendor Item



**Note Regarding Exposed Surfaces:**

Surfaces indicated as exposed are based on customarily exposed surfaces and can be modified to meet actual job requirements.

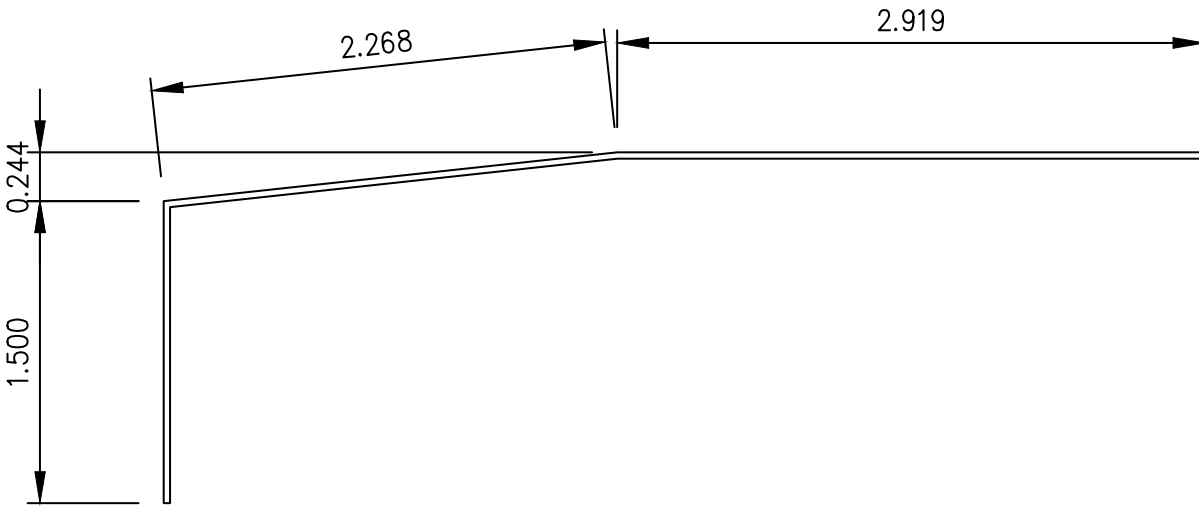
\* This parts is same as 2" Sill Extrusion

** When an Applied Finish is Required the Color Side will Receive the Applied Finish Except Where Noted <b>NAF</b> (No Applied Finish)				All Bends Will Be 90° Unless Otherwise Noted
WIDTH/GIRTH	THICKNESS/GAUGE	LENGTH	COLOR **	ADDITIONAL INFORMATION
		20'-0"	Varies	Met'I-Span Extruded Aluminum Vendor Item

# 2.5" Sill Lap Strip

(Use with 9413ANC)

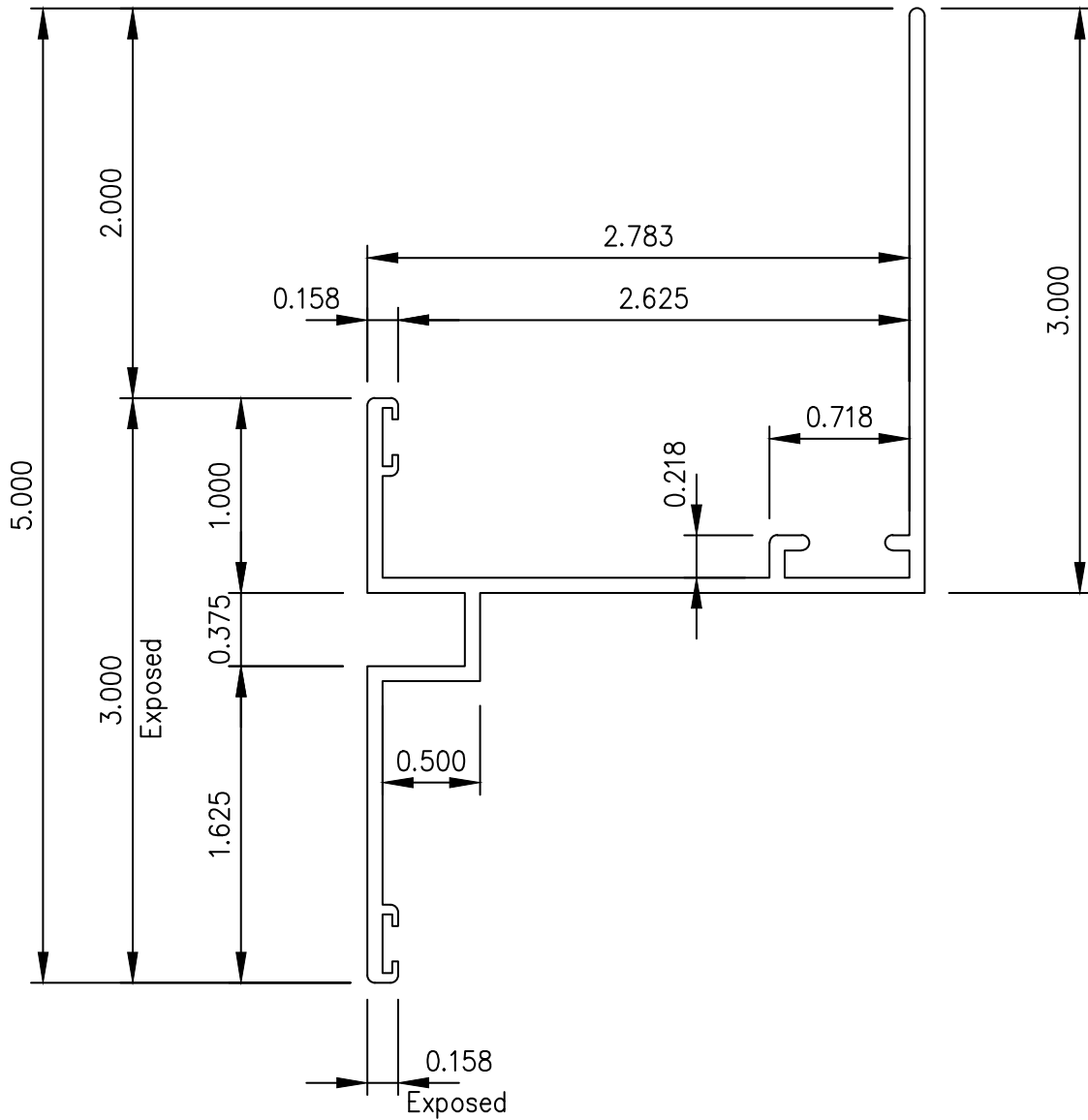
part I 9505ANC Rev. 00 Date. DEC '19



Note:  
 \* This parts is same as 2" Sill Extrusion Lap Strip

** When an Applied Finish is Required the Color Side will Receive the Applied Finish Except Where Noted <b>NAF</b> (No Applied Finish)				All Bends Will Be 90° Unless Otherwise Noted
WIDTH/GIRTH	THICKNESS/GAUGE	LENGTH	COLOR **	ADDITIONAL INFORMATION
		6"	Unpainted	Met'I-Span Extruded Aluminum Vendor Item

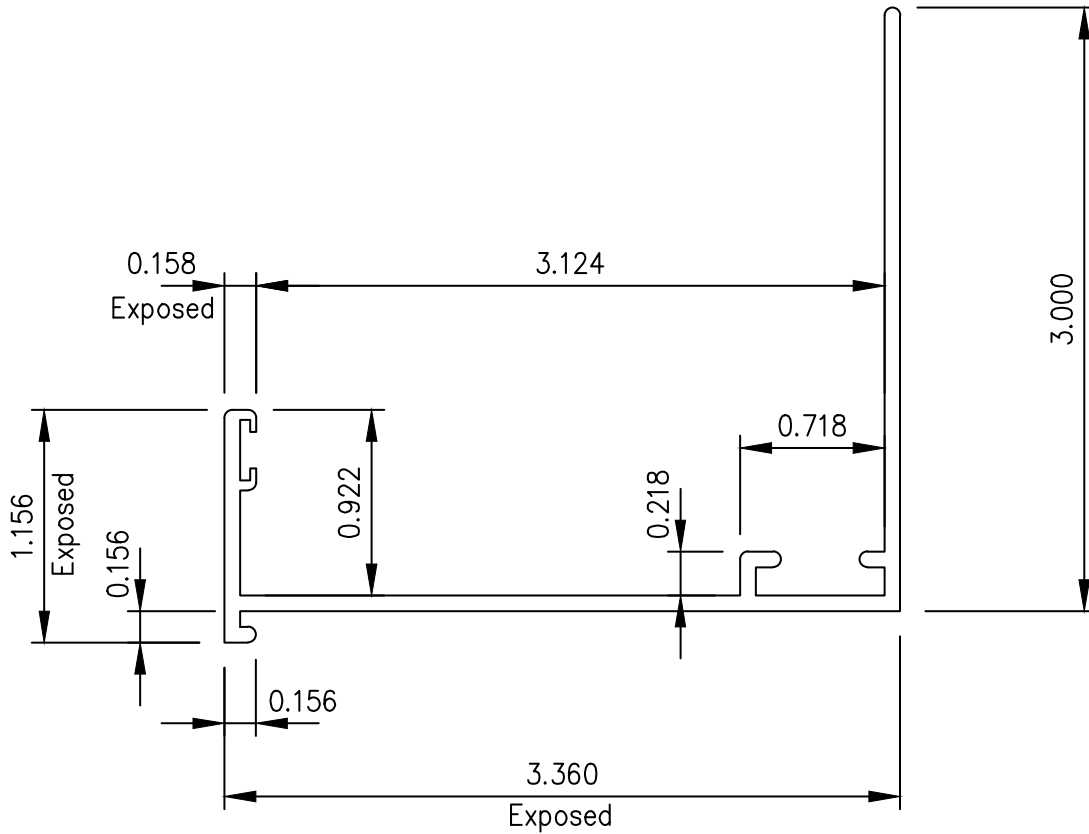
# 2.5" Stack Joint Extrusion



### Note Regarding Exposed Surfaces:

Surfaces indicated as exposed are based on customarily exposed surfaces and can be modified to meet actual job requirements.

** When an Applied Finish is Required the Color Side will Receive the Applied Finish Except Where Noted <b>NAF</b> (No Applied Finish)				All Bends Will Be 90° Unless Otherwise Noted
WIDTH/GIRTH	THICKNESS/GAUGE	LENGTH	COLOR **	ADDITIONAL INFORMATION
		20'-0"	Varies	Met'I-Span Extruded Aluminum Vendor Item



**Note Regarding Exposed Surfaces:**

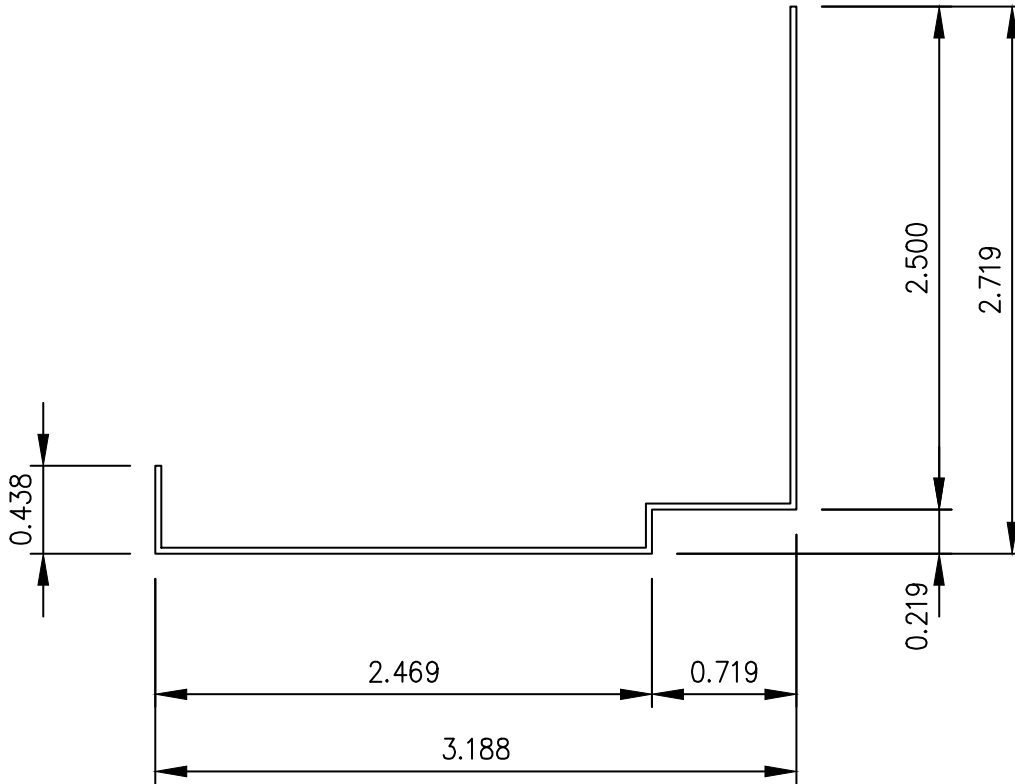
Surfaces indicated as exposed are based on customarily exposed surfaces and can be modified to meet actual job requirements.

** When an Applied Finish is Required the Color Side will Receive the Applied Finish Except Where Noted <b>NAF</b> (No Applied Finish)				All Bends Will Be 90° Unless Otherwise Noted
WIDTH/GIRTH	THICKNESS/GAUGE	LENGTH	COLOR **	ADDITIONAL INFORMATION
		20'-0"	Varies	Met'I-Span Extruded Aluminum Vendor Item

# 3" Base / Head Lap Strip

(Use with 9407ANC)

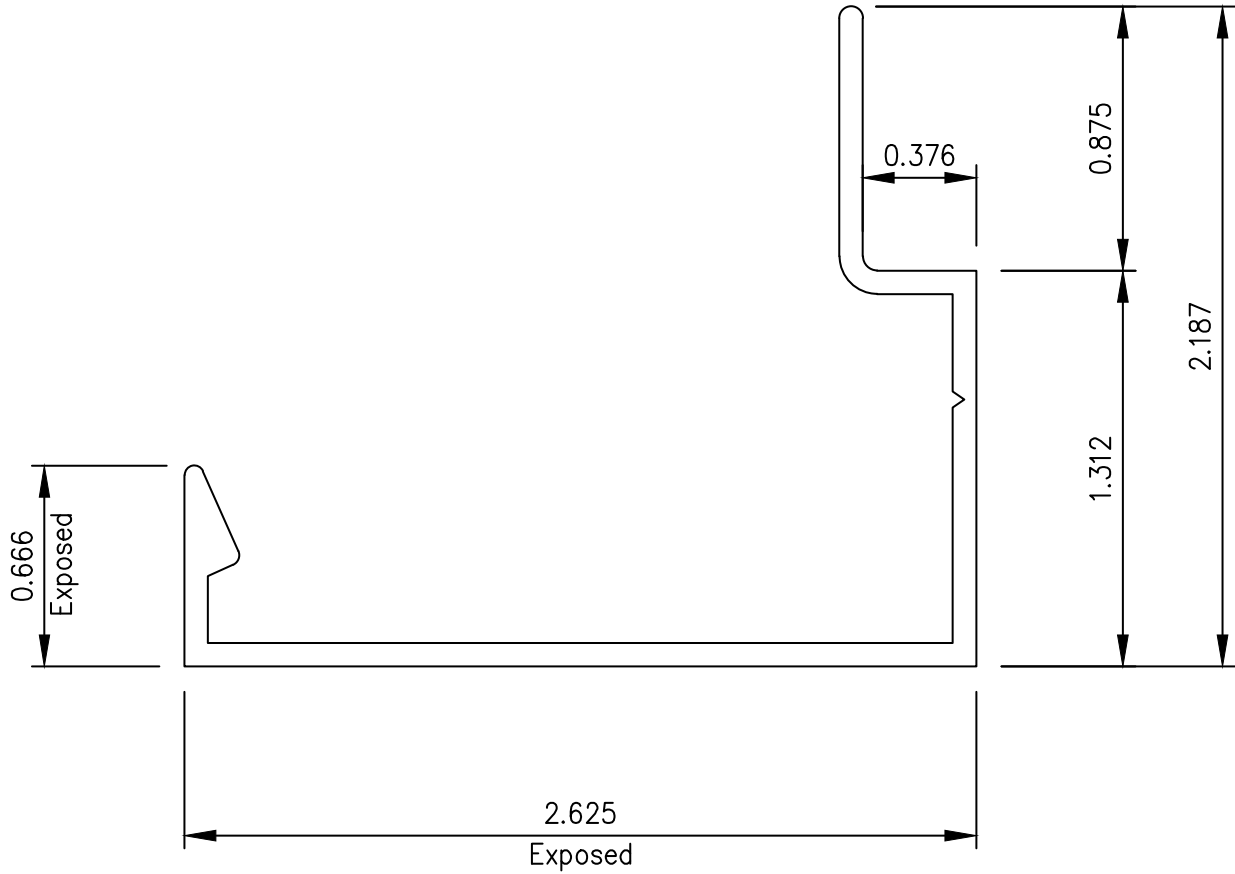
part I 9501ANC Rev. 00 Date. DEC '19



** When an Applied Finish is Required the Color Side will Receive the Applied Finish Except Where Noted <b>NAF</b> (No Applied Finish)				All Bends Will Be 90° Unless Otherwise Noted
WIDTH/GIRTH	THICKNESS/GAUGE	LENGTH	COLOR **	ADDITIONAL INFORMATION
		6"	Unpainted	Met'I-Span Extruded Aluminum Vendor Item

# 3" Horizontal Base / Head Extrusion

part I 9473ANC Rev. 00 Date. DEC '19




**Note Regarding Exposed Surfaces:**

Surfaces indicated as exposed are based on customarily exposed surfaces and can be modified to meet actual job requirements.

** When an Applied Finish is Required the Color Side will Receive the Applied Finish Except Where Noted <b>NAF</b> (No Applied Finish)				All Bends Will Be 90° Unless Otherwise Noted
WIDTH/GIRTH	THICKNESS/GAUGE	LENGTH	COLOR **	ADDITIONAL INFORMATION
		20'-0"	Varies	Met'I-Span Extruded Aluminum Vendor Item

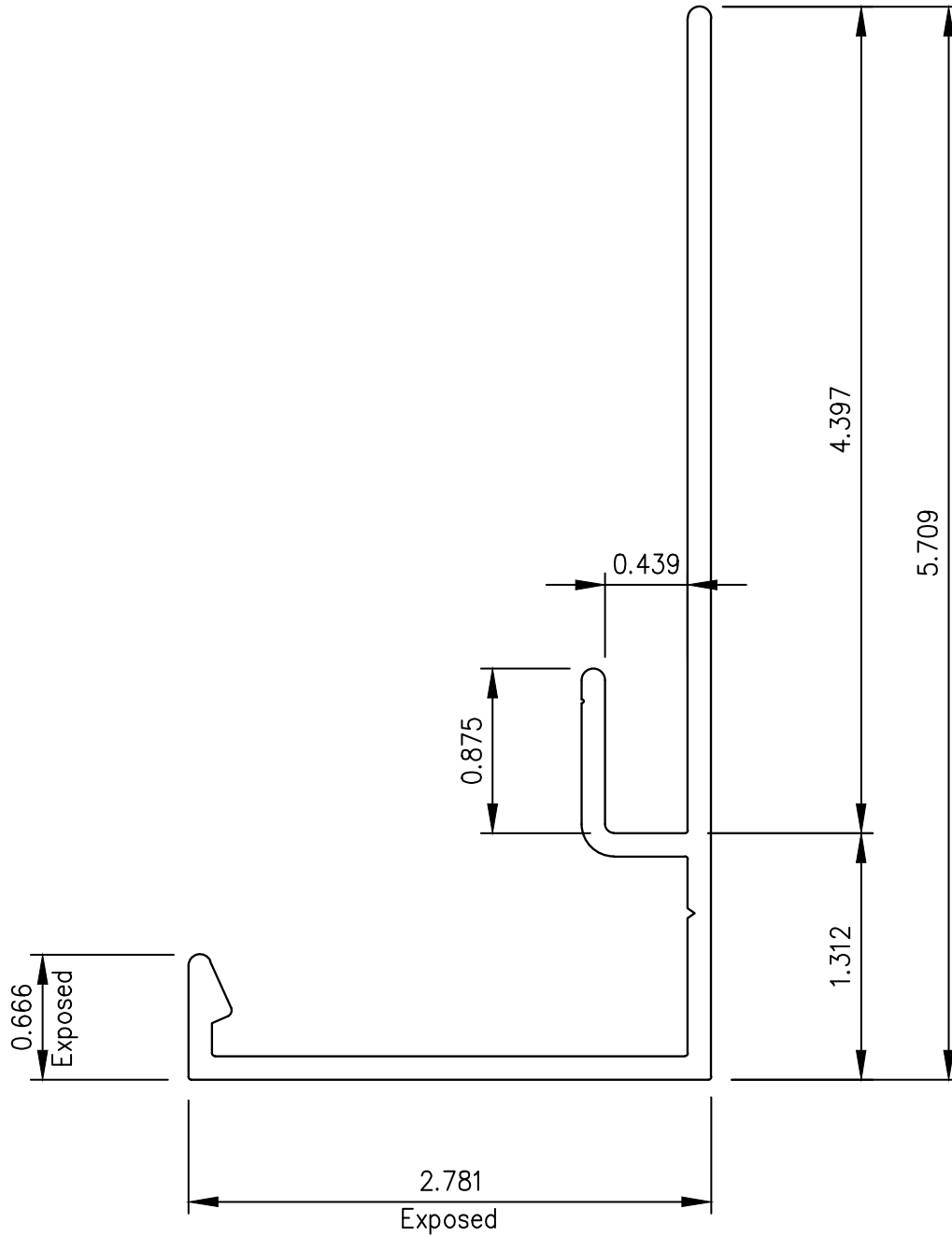
# 3" Horizontal Base / Head Lap Strip

part I 9504ANC Rev. 00 Date. DEC '19



** When an Applied Finish is Required the Color Side will Receive the Applied Finish Except Where Noted <b>NAF</b> (No Applied Finish)				All Bends Will Be 90° Unless Otherwise Noted
WIDTH/GIRTH	THICKNESS/GAUGE	LENGTH	COLOR **	ADDITIONAL INFORMATION
		6"	Unpainted	Met'l-Span Extruded Aluminum Vendor Item





**Note Regarding Exposed Surfaces:**

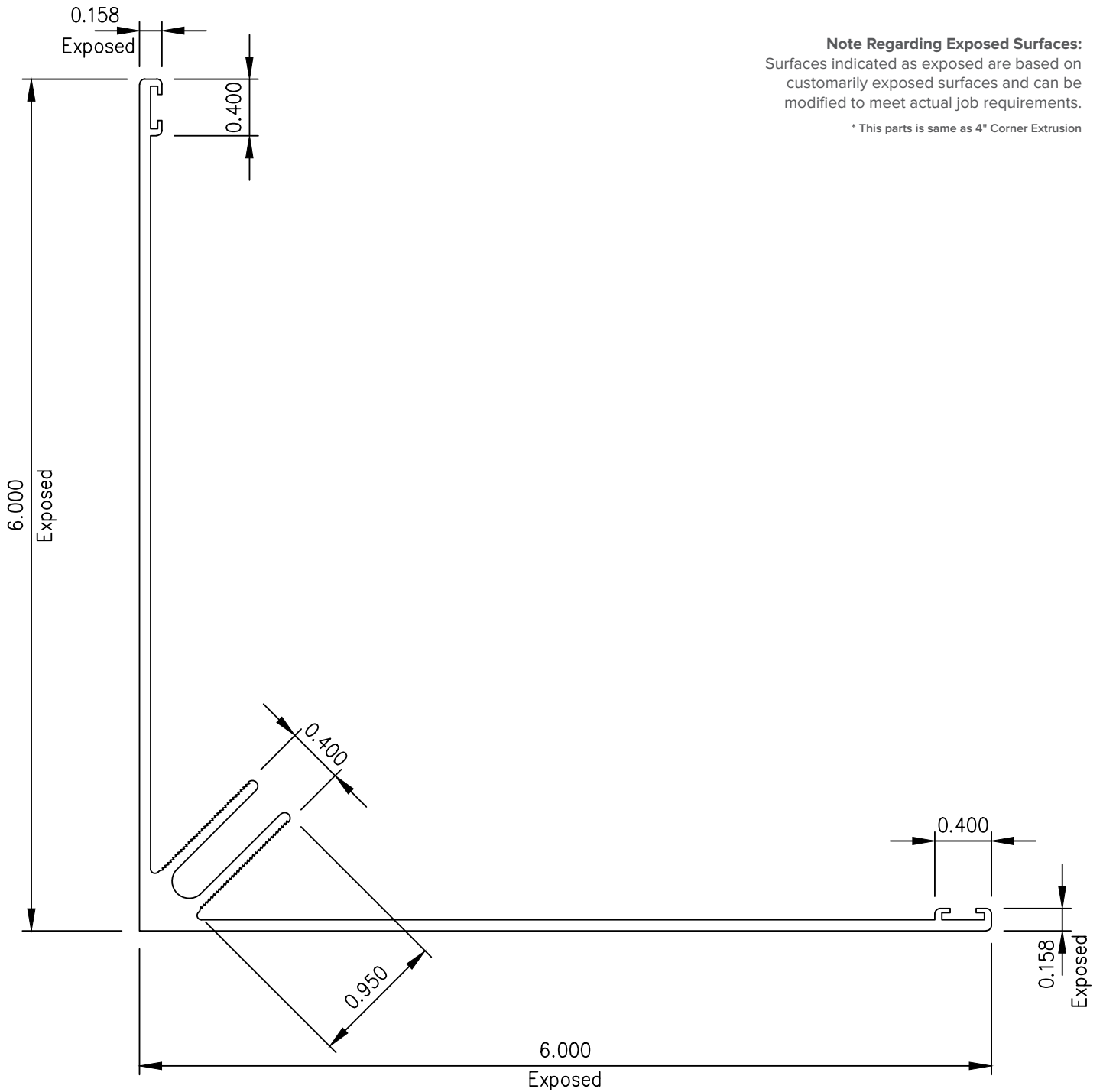
Surfaces indicated as exposed are based on customarily exposed surfaces and can be modified to meet actual job requirements.

** When an Applied Finish is Required the Color Side will Receive the Applied Finish Except Where Noted <b>NAF</b> (No Applied Finish)				All Bends Will Be 90° Unless Otherwise Noted
WIDTH/GIRTH	THICKNESS/GAUGE	LENGTH	COLOR **	ADDITIONAL INFORMATION
		20'-0"	Varies	Met'l-Span Extruded Aluminum Vendor Item

# 3" Male Corner Extrusion

(Reversible)

part I 9429ANC Rev. 00 Date. DEC '19



**Note Regarding Exposed Surfaces:**  
Surfaces indicated as exposed are based on customarily exposed surfaces and can be modified to meet actual job requirements.

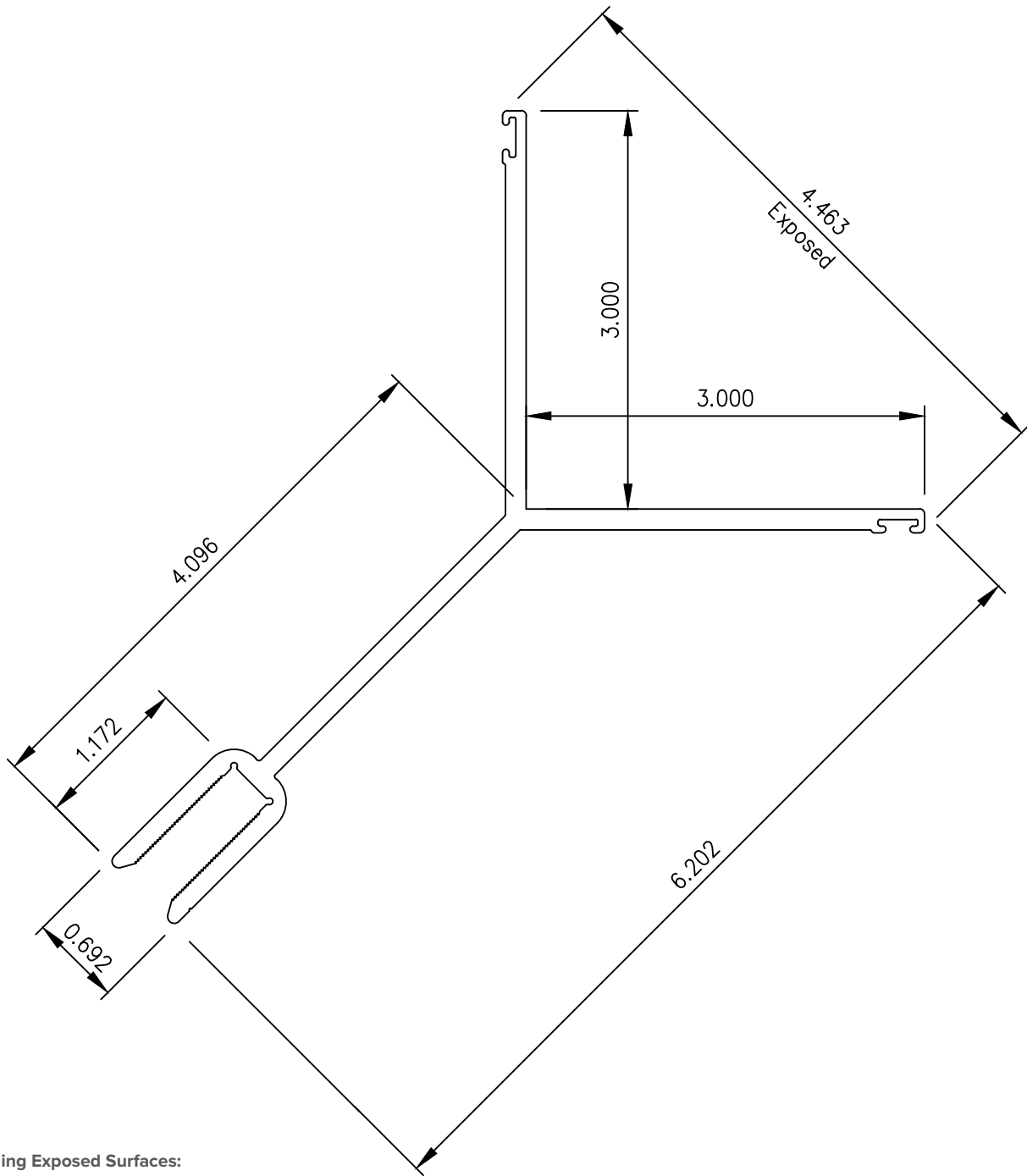
\* This parts is same as 4" Corner Extrusion

** When an Applied Finish is Required the Color Side will Receive the Applied Finish Except Where Noted <b>NAF</b> (No Applied Finish)				All Bends Will Be 90° Unless Otherwise Noted
WIDTH/GIRTH	THICKNESS/GAUGE	LENGTH	COLOR **	ADDITIONAL INFORMATION
		20'-0"	Varies	Met'l-Span Extruded Aluminum Vendor Item

# 3" Female Corner Extrusion

(Reversible)

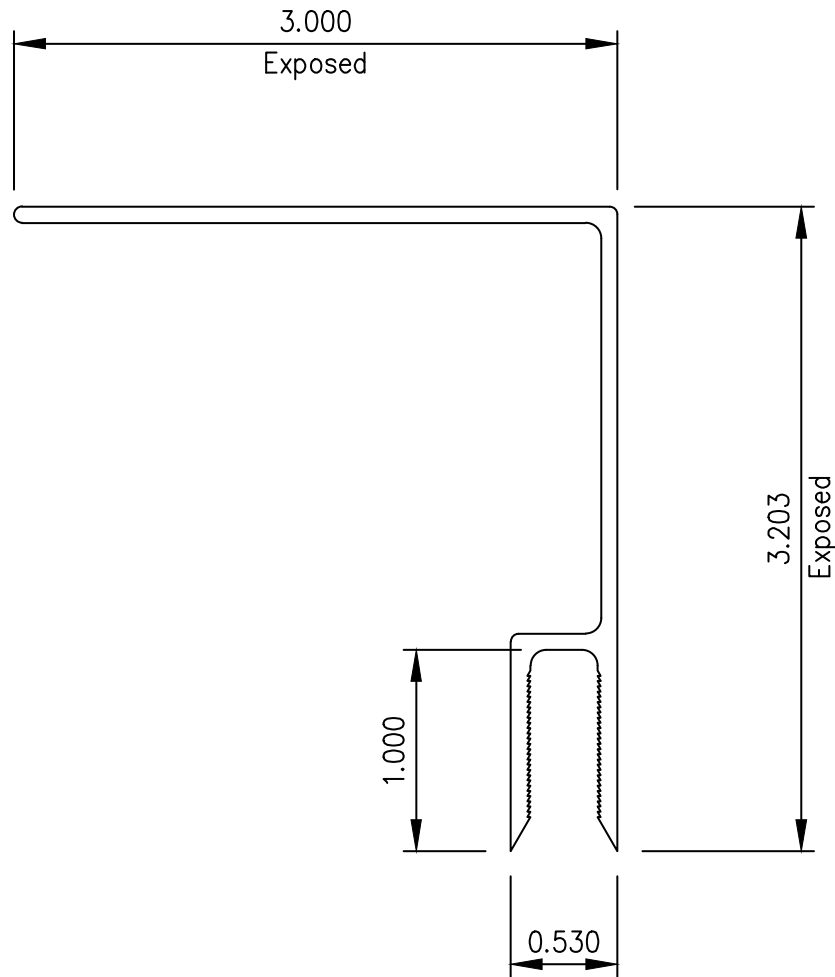
part I 9436ANC Rev. 00 Date. DEC '19



**Note Regarding Exposed Surfaces:**

Surfaces indicated as exposed are based on customarily exposed surfaces and can be modified to meet actual job requirements.

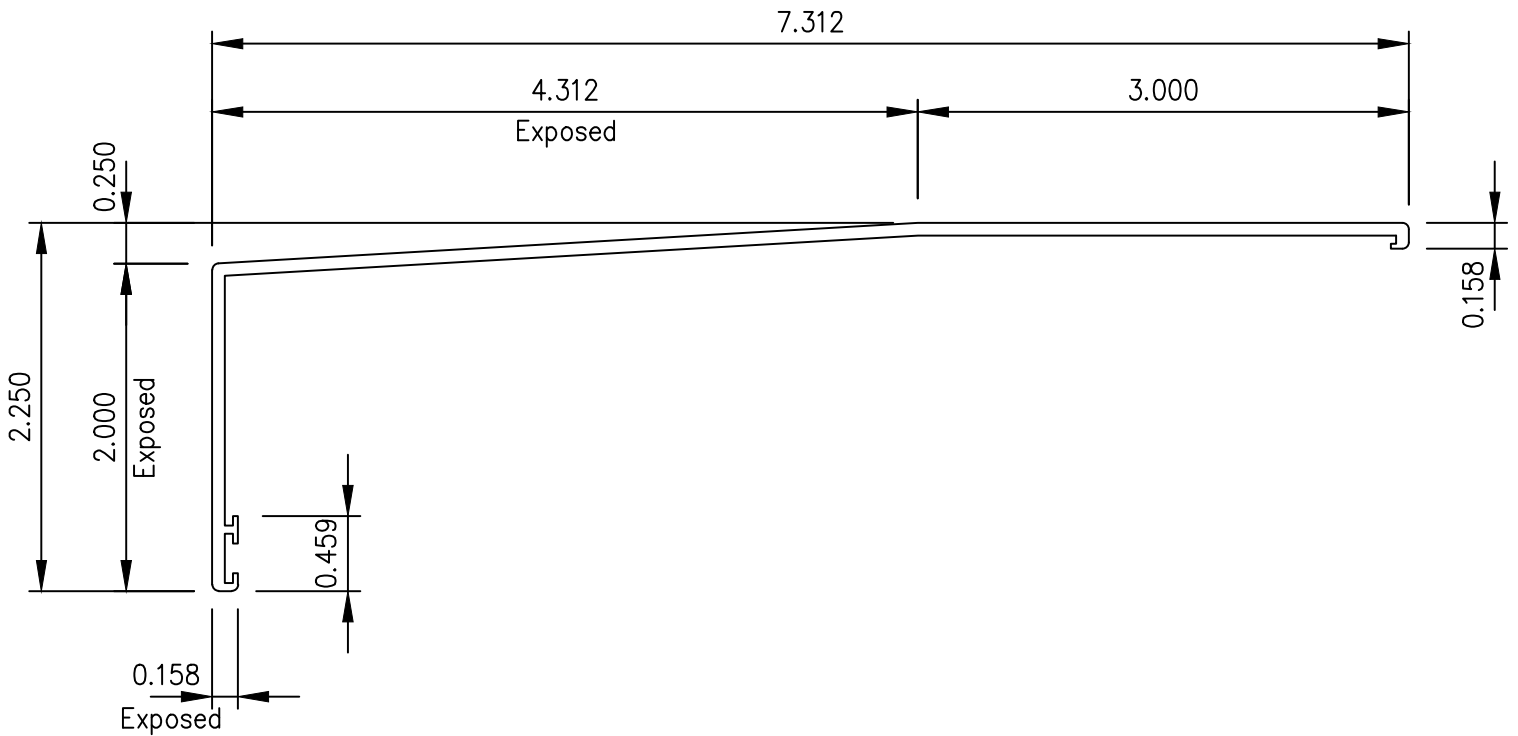
** When an Applied Finish is Required the Color Side will Receive the Applied Finish Except Where Noted <b>NAF</b> (No Applied Finish)				All Bends Will Be 90° Unless Otherwise Noted
WIDTH/GIRTH	THICKNESS/GAUGE	LENGTH	COLOR **	ADDITIONAL INFORMATION
		20'-0"	Varies	Met'I-Span Extruded Aluminum Vendor Item



**Note Regarding Exposed Surfaces:**

Surfaces indicated as exposed are based on customarily exposed surfaces and can be modified to meet actual job requirements.

** When an Applied Finish is Required the Color Side will Receive the Applied Finish Except Where Noted <b>NAF</b> (No Applied Finish)				All Bends Will Be 90° Unless Otherwise Noted
WIDTH/GIRTH	THICKNESS/GAUGE	LENGTH	COLOR **	ADDITIONAL INFORMATION
		20'-0"	Varies	Met'I-Span Extruded Aluminum Vendor Item



**Note Regarding Exposed Surfaces:**

Surfaces indicated as exposed are based on customarily exposed surfaces and can be modified to meet actual job requirements.

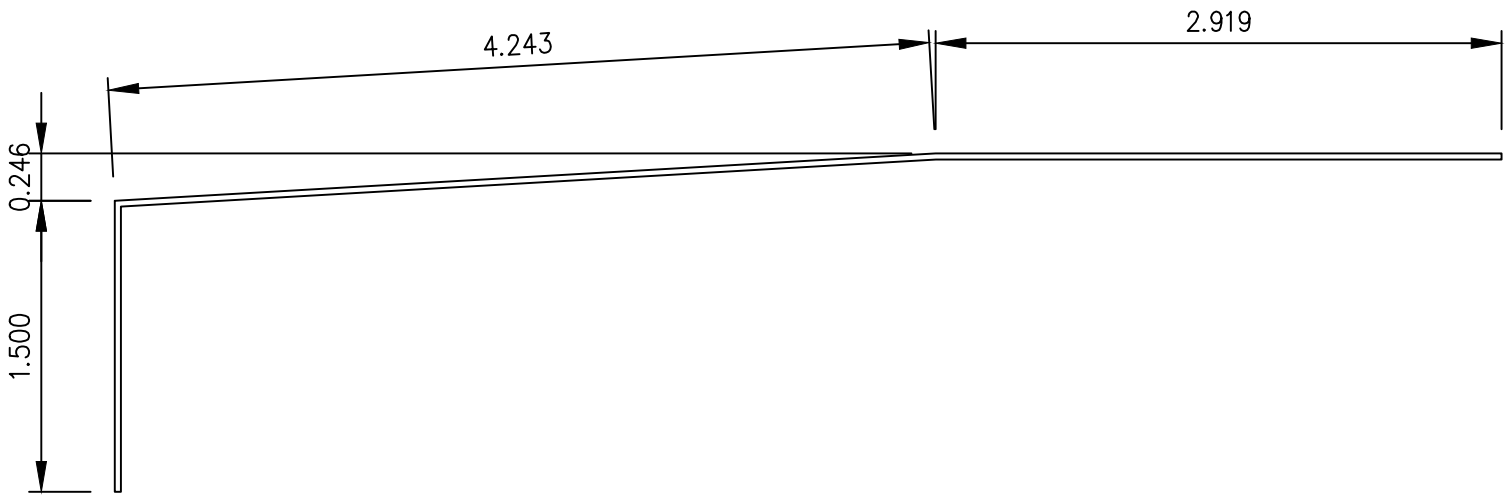
\* This parts is same as 4" Sill Extrusion

** When an Applied Finish is Required the Color Side will Receive the Applied Finish Except Where Noted <b>NAF</b> (No Applied Finish)				All Bends Will Be 90° Unless Otherwise Noted
WIDTH/GIRTH	THICKNESS/GAUGE	LENGTH	COLOR **	ADDITIONAL INFORMATION
		20'-0"	Varies	Met'l-Span Extruded Aluminum Vendor Item

# 3" Sill Lap Strip

(Use with 9412ANC)

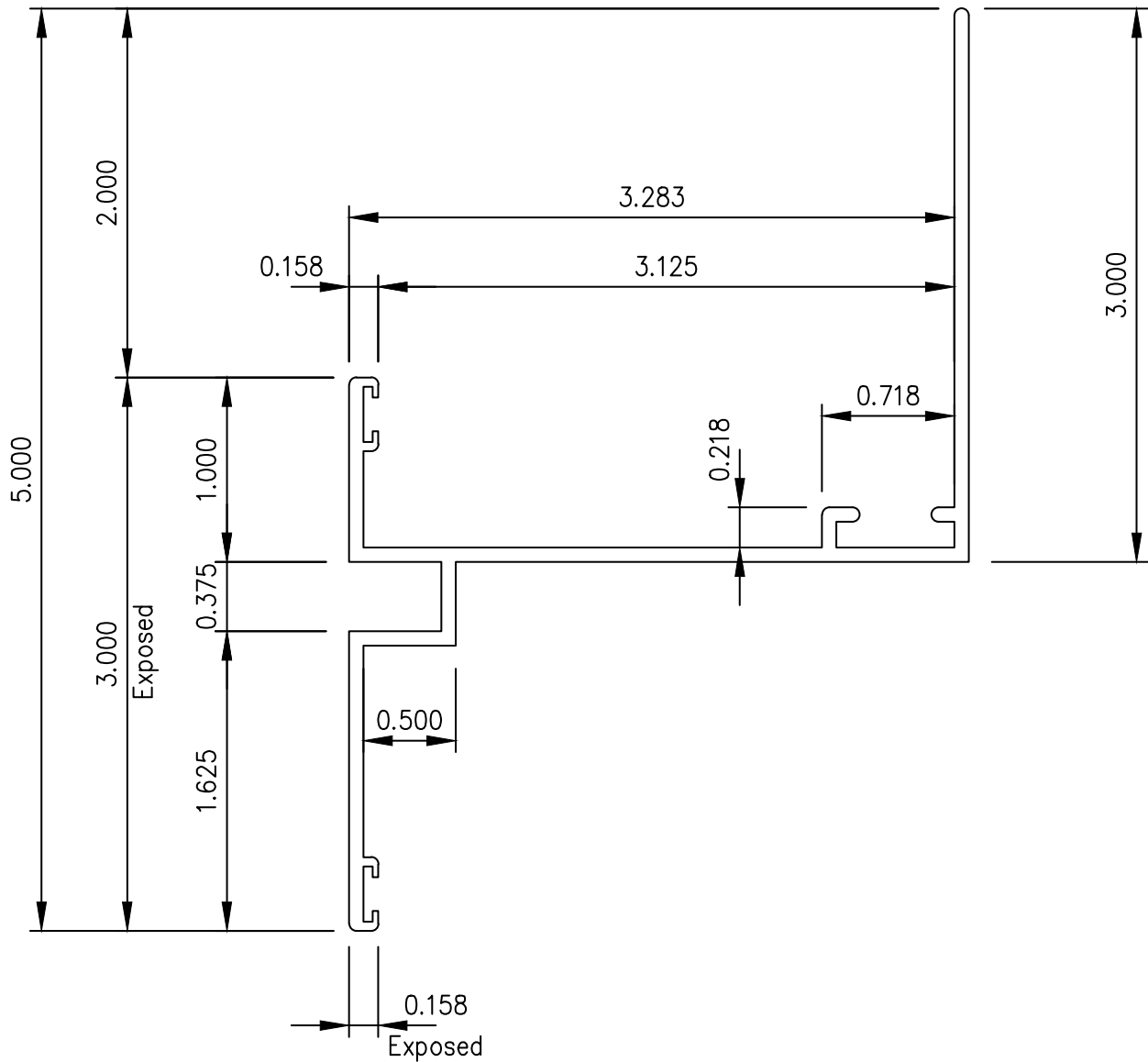
part I 9506ANC Rev. 00 Date. DEC '19



**Note:**

\* This parts is same as 4" Sill Lap Strip

** When an Applied Finish is Required the Color Side will Receive the Applied Finish Except Where Noted <b>NAF</b> (No Applied Finish)				All Bends Will Be 90° Unless Otherwise Noted
WIDTH/GIRTH	THICKNESS/GAUGE	LENGTH	COLOR **	ADDITIONAL INFORMATION
		6"	Unpainted	Met'l-Span Extruded Aluminum Vendor Item



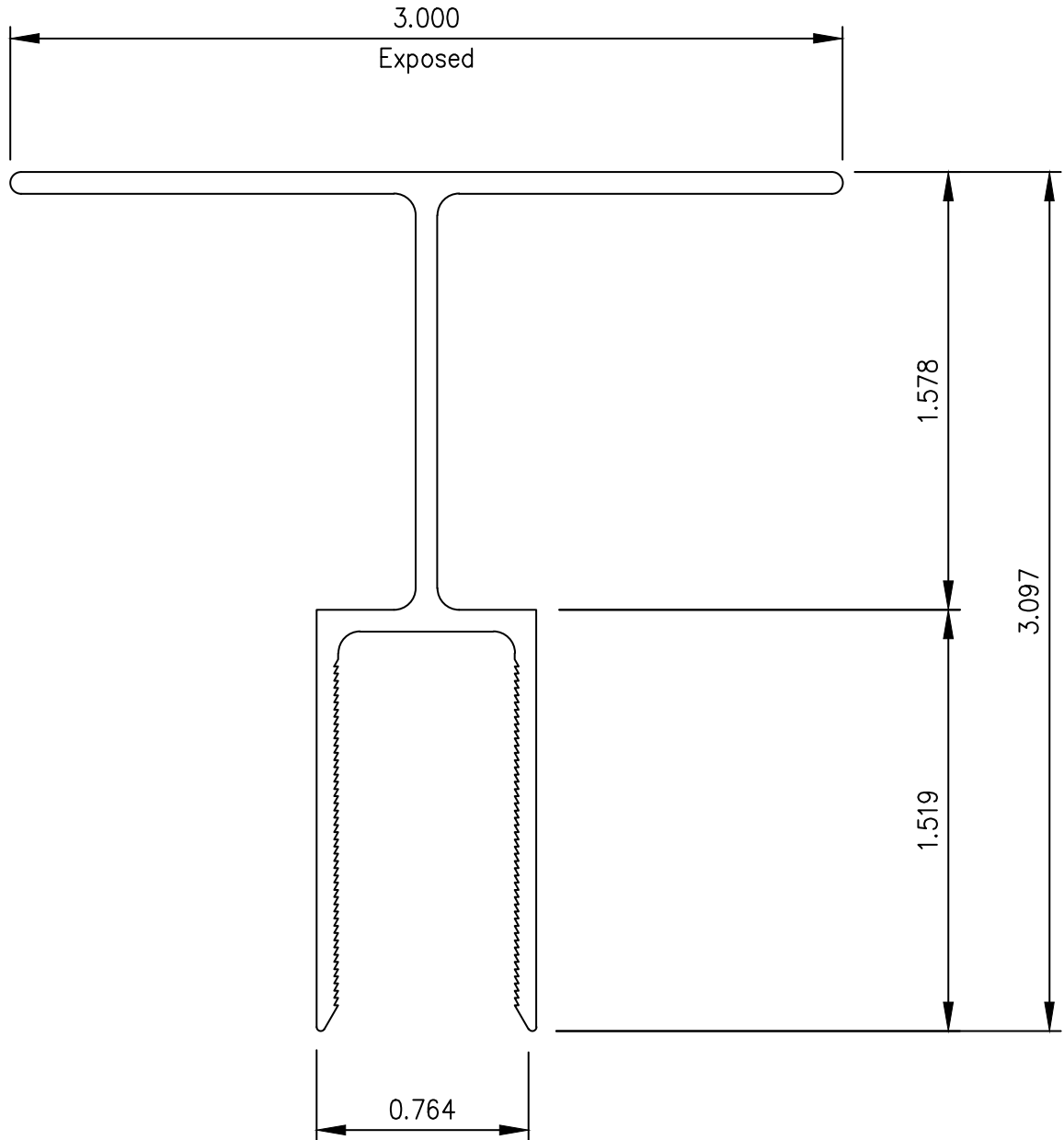
**Note Regarding Exposed Surfaces:**

Surfaces indicated as exposed are based on customarily exposed surfaces and can be modified to meet actual job requirements.

** When an Applied Finish is Required the Color Side will Receive the Applied Finish Except Where Noted <b>NAF</b> (No Applied Finish)				All Bends Will Be 90° Unless Otherwise Noted
WIDTH/GIRTH	THICKNESS/GAUGE	LENGTH	COLOR **	ADDITIONAL INFORMATION
		20'-0"	Varies	Met'I-Span Extruded Aluminum Vendor Item

# 3" Female Vertical H-Joint Extrusion

part I 9446ANC Rev. 00 Date. DEC '19



**Note Regarding Exposed Surfaces:**

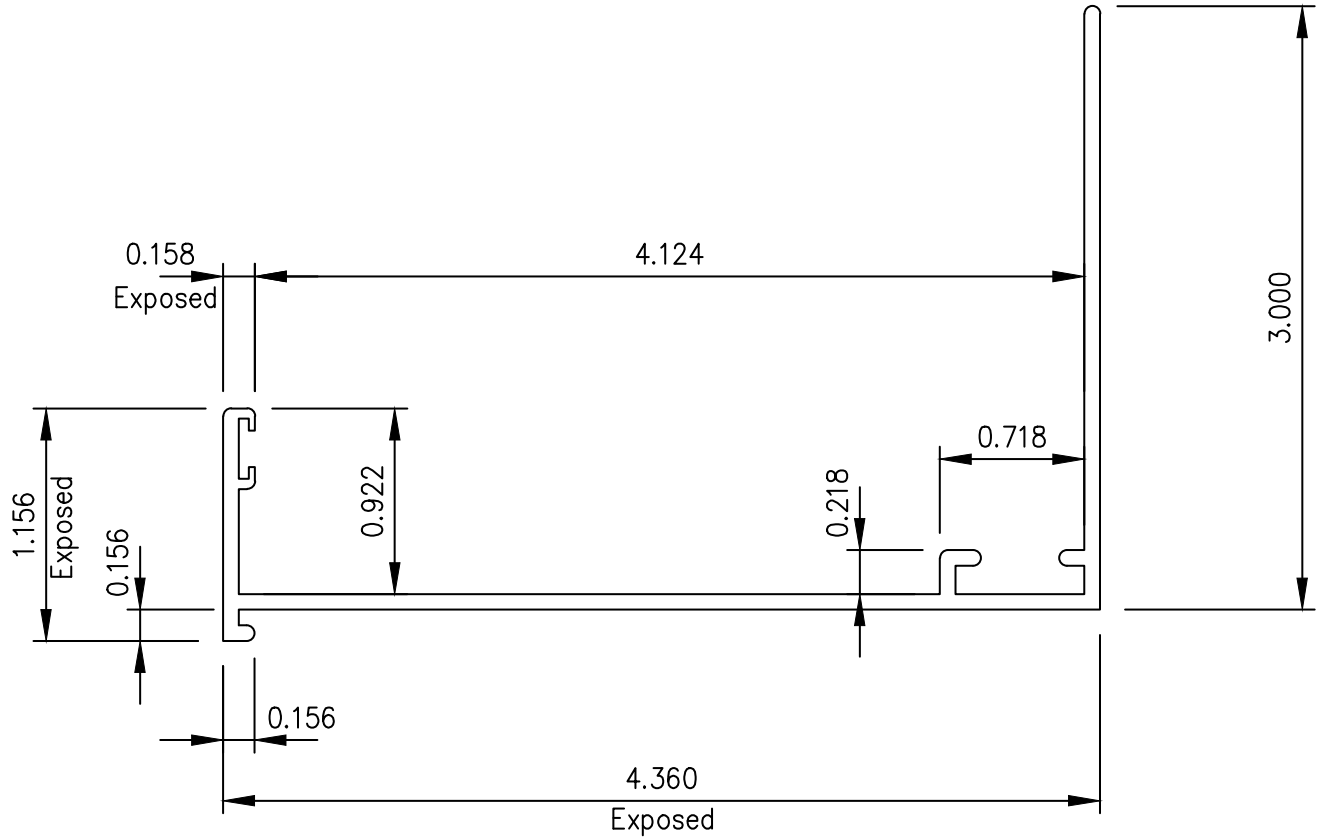
Surfaces indicated as exposed are based on customarily exposed surfaces and can be modified to meet actual job requirements.

** When an Applied Finish is Required the Color Side will Receive the Applied Finish Except Where Noted <b>NAF</b> (No Applied Finish)				All Bends Will Be 90° Unless Otherwise Noted
WIDTH/GIRTH	THICKNESS/GAUGE	LENGTH	COLOR **	ADDITIONAL INFORMATION
		20'-0"	Varies	Met'I-Span Extruded Aluminum Vendor Item



# 4" Base / Head Extrusion

part I 9404ANC Rev. 00 Date. DEC '19



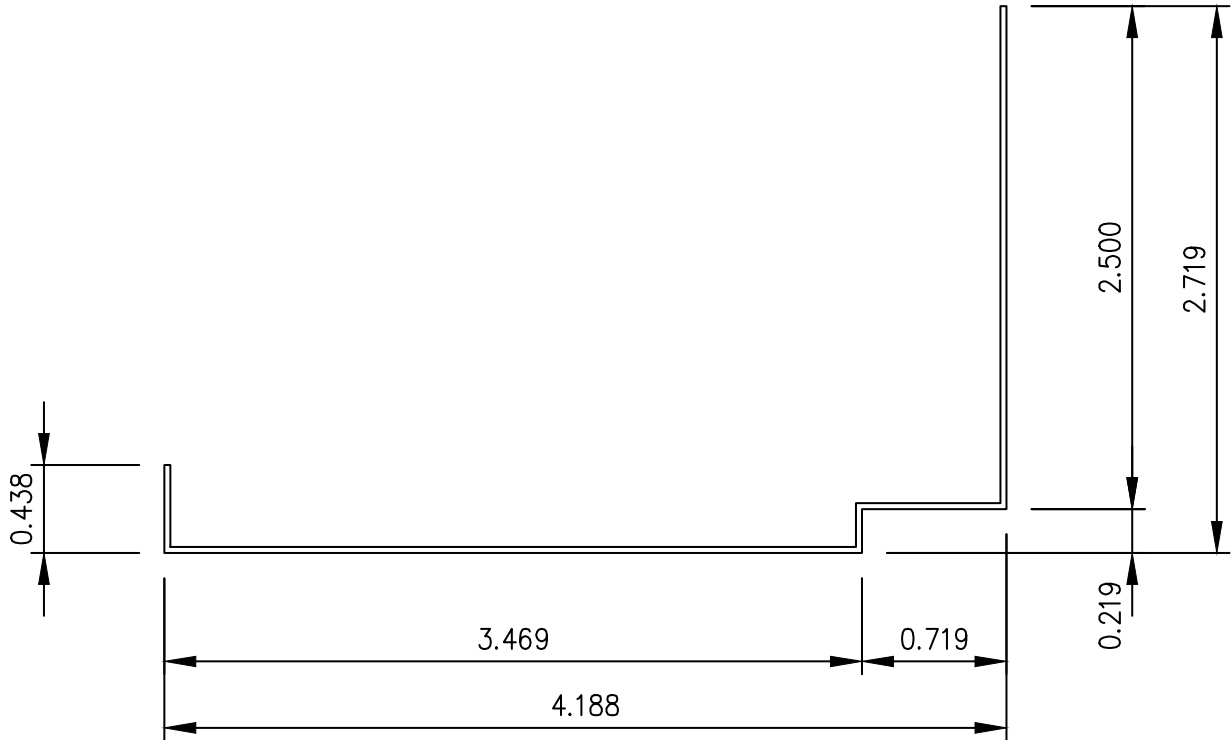
**Note Regarding Exposed Surfaces:**

Surfaces indicated as exposed are based on customarily exposed surfaces and can be modified to meet actual job requirements.

** When an Applied Finish is Required the Color Side will Receive the Applied Finish Except Where Noted <b>NAF</b> (No Applied Finish)				All Bends Will Be 90° Unless Otherwise Noted
WIDTH/GIRTH	THICKNESS/GAUGE	LENGTH	COLOR **	ADDITIONAL INFORMATION
		20'-0"	Varies	Met'l-Span Extruded Aluminum Vendor Item

# 4" Base / Head Lap Strip

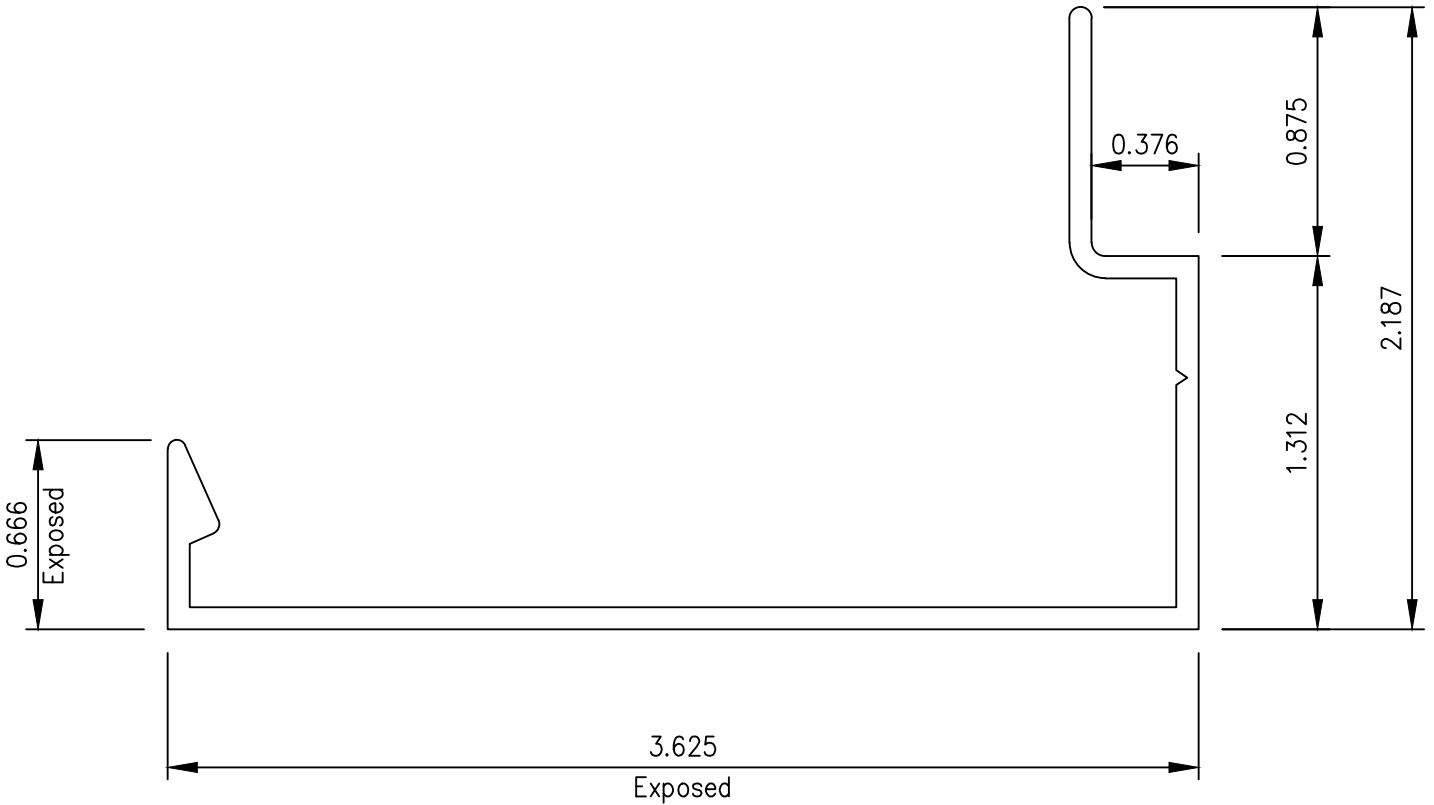
part I 9490ANC Rev. 00 Date. DEC '19



** When an Applied Finish is Required the Color Side will Receive the Applied Finish Except Where Noted <b>NAF</b> (No Applied Finish)				All Bends Will Be 90° Unless Otherwise Noted
WIDTH/GIRTH	THICKNESS/GAUGE	LENGTH	COLOR **	ADDITIONAL INFORMATION
		6"	Unpainted	Met'l-Span Extruded Aluminum Vendor Item

# 4" Horizontal Base / Head Extrusion

part I 9474ANC Rev. 00 Date. DEC '19




**Note Regarding Exposed Surfaces:**

Surfaces indicated as exposed are based on customarily exposed surfaces and can be modified to meet actual job requirements.

** When an Applied Finish is Required the Color Side will Receive the Applied Finish Except Where Noted <b>NAF</b> (No Applied Finish)				All Bends Will Be 90° Unless Otherwise Noted
WIDTH/GIRTH	THICKNESS/GAUGE	LENGTH	COLOR **	ADDITIONAL INFORMATION
		20'-0"	Varies	Met'I-Span Extruded Aluminum Vendor Item

# 4" Horizontal Base / Head Lap Strip

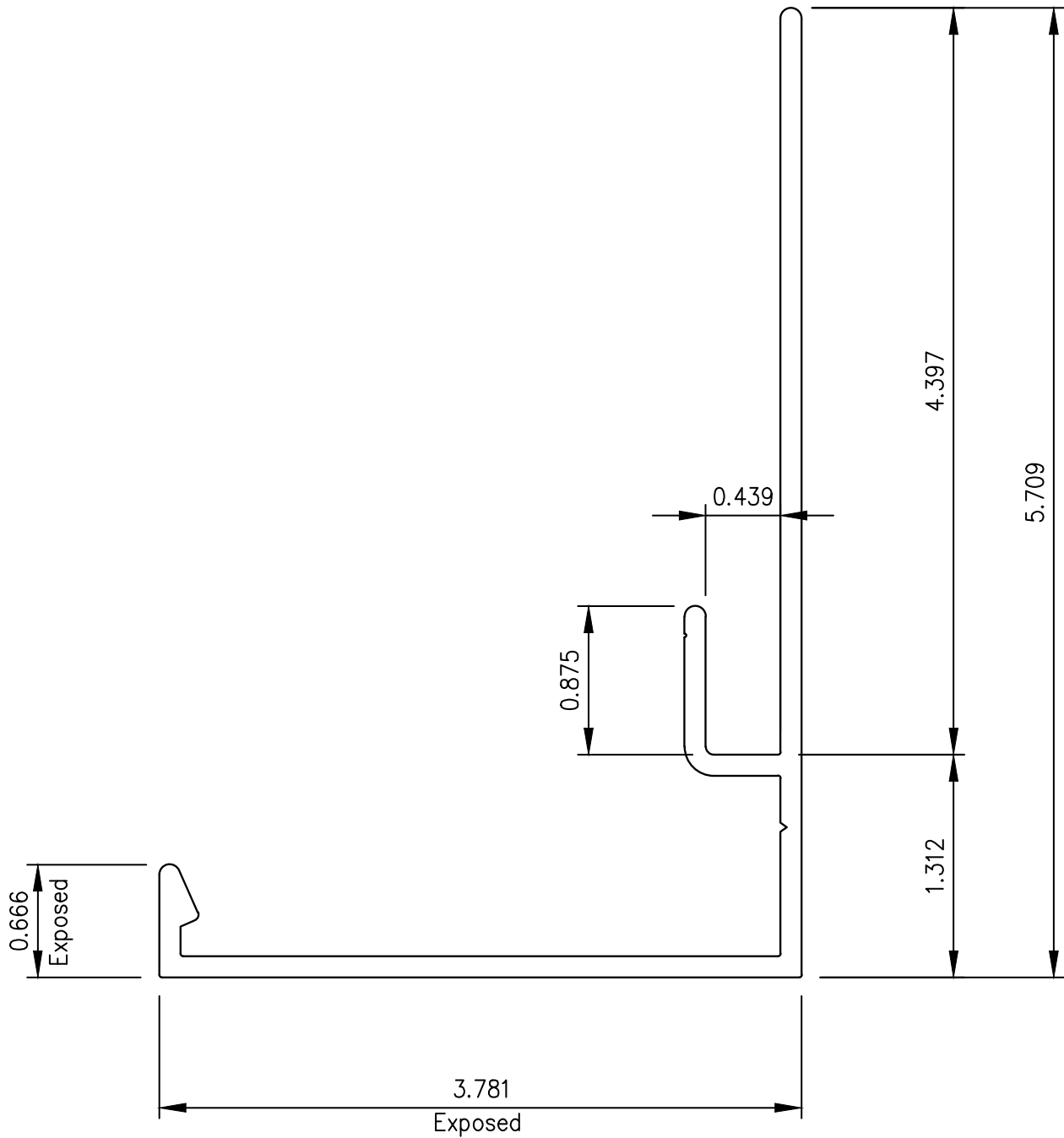
part I 9507ANC Rev. 00 Date. DEC '19



** When an Applied Finish is Required the Color Side will Receive the Applied Finish Except Where Noted <b>NAF</b> (No Applied Finish)				All Bends Will Be 90° Unless Otherwise Noted
WIDTH/GIRTH	THICKNESS/GAUGE	LENGTH	COLOR **	ADDITIONAL INFORMATION
		6"	Unpainted	Met'I-Span Extruded Aluminum Vendor Item

# 4" Horizontal Base / Head / Soffit Extrusion

part I 9475ANC Rev. 00 Date. DEC '19



**Note Regarding Exposed Surfaces:**

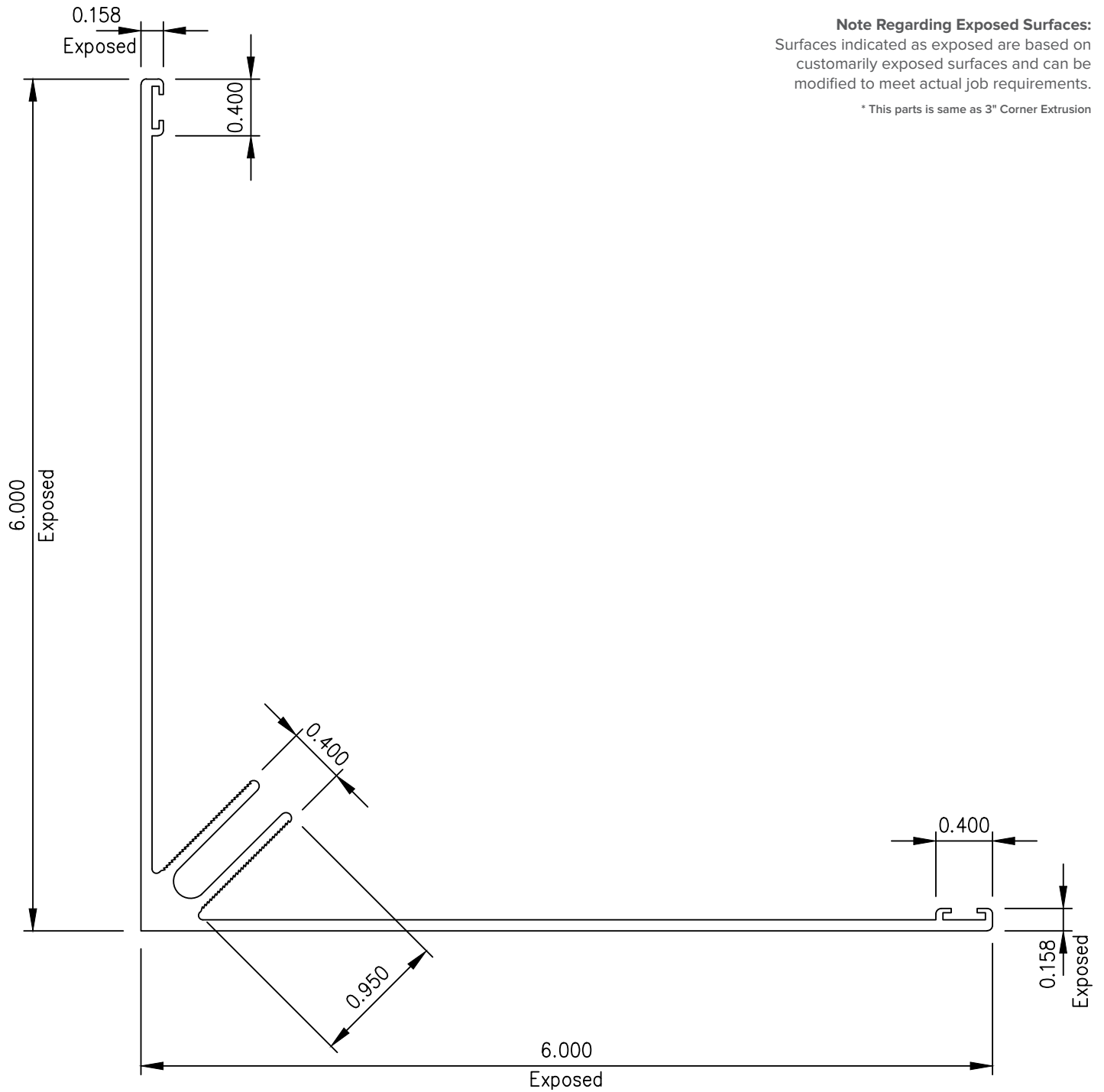
Surfaces indicated as exposed are based on customarily exposed surfaces and can be modified to meet actual job requirements.

** When an Applied Finish is Required the Color Side will Receive the Applied Finish Except Where Noted <b>NAF</b> (No Applied Finish)				All Bends Will Be 90° Unless Otherwise Noted
WIDTH/GIRTH	THICKNESS/GAUGE	LENGTH	COLOR **	ADDITIONAL INFORMATION
		20'-0"	Varies	Met'I-Span Extruded Aluminum Vendor Item

# 4" Male Corner Extrusion

(Reversible)

part I 9429ANC Rev. 00 Date. DEC '19

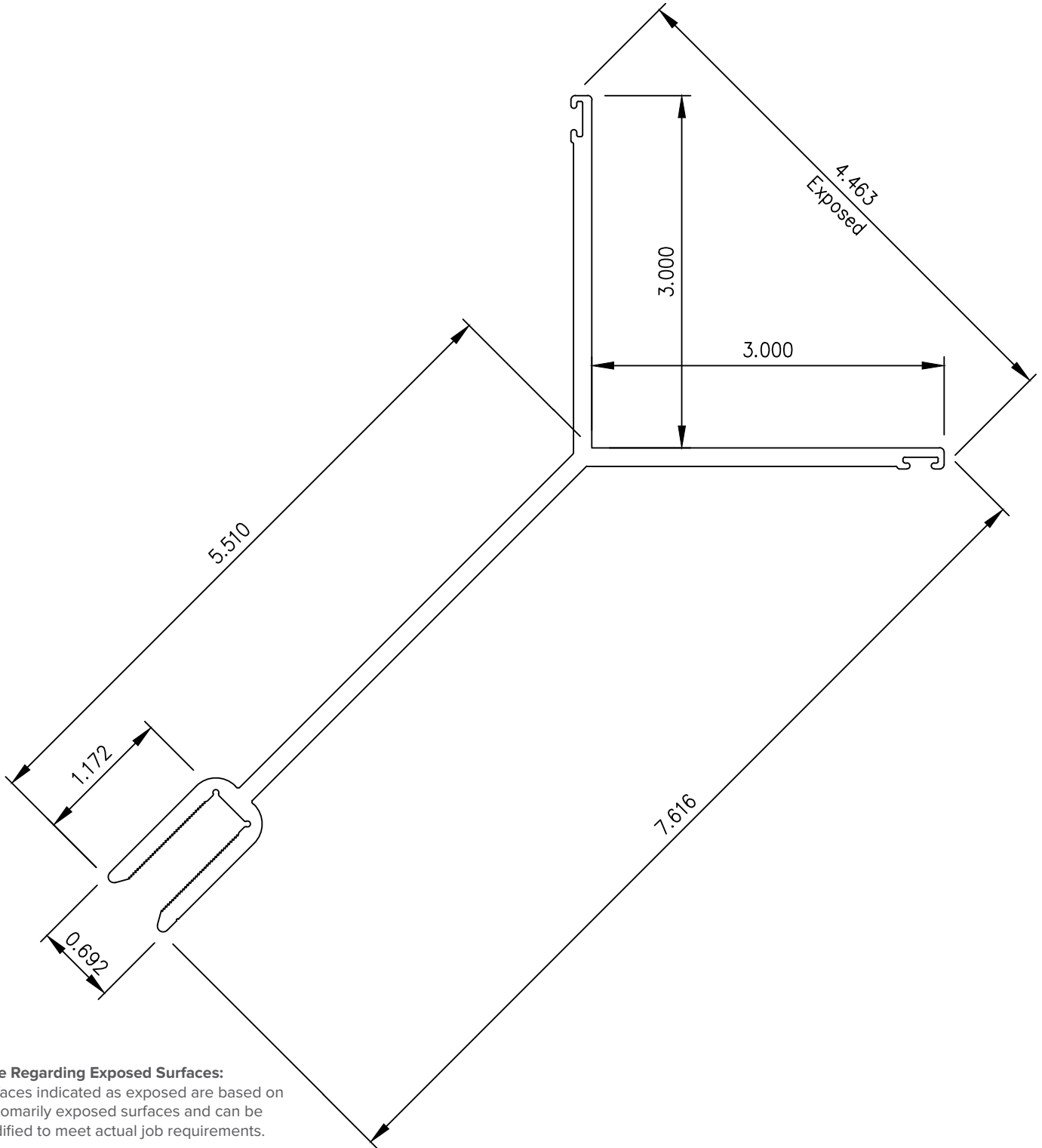


** When an Applied Finish is Required the Color Side will Receive the Applied Finish Except Where Noted <b>NAF</b> (No Applied Finish)				All Bends Will Be 90° Unless Otherwise Noted
WIDTH/GIRTH	THICKNESS/GAUGE	LENGTH	COLOR **	ADDITIONAL INFORMATION
		20'-0"	Varies	Met'l-Span Extruded Aluminum Vendor Item

# 4" Female Corner Extrusion

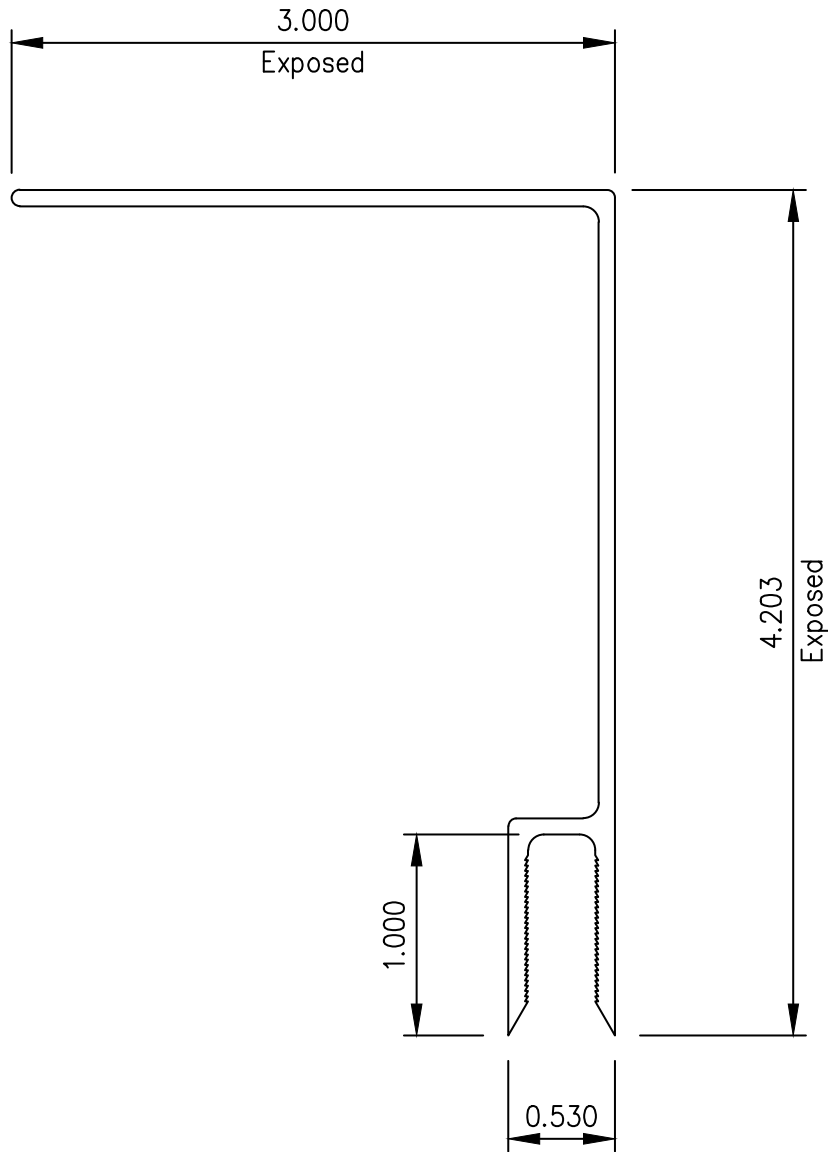
(Reversible)

part I 9434ANC Rev. 00 Date. DEC '19



**Note Regarding Exposed Surfaces:**  
Surfaces indicated as exposed are based on customarily exposed surfaces and can be modified to meet actual job requirements.

** When an Applied Finish is Required the Color Side will Receive the Applied Finish Except Where Noted <b>NAF</b> (No Applied Finish)				All Bends Will Be 90° Unless Otherwise Noted
WIDTH/GIRTH	THICKNESS/GAUGE	LENGTH	COLOR **	ADDITIONAL INFORMATION
		20'-0"	Varies	Met'I-Span Extruded Aluminum Vendor Item

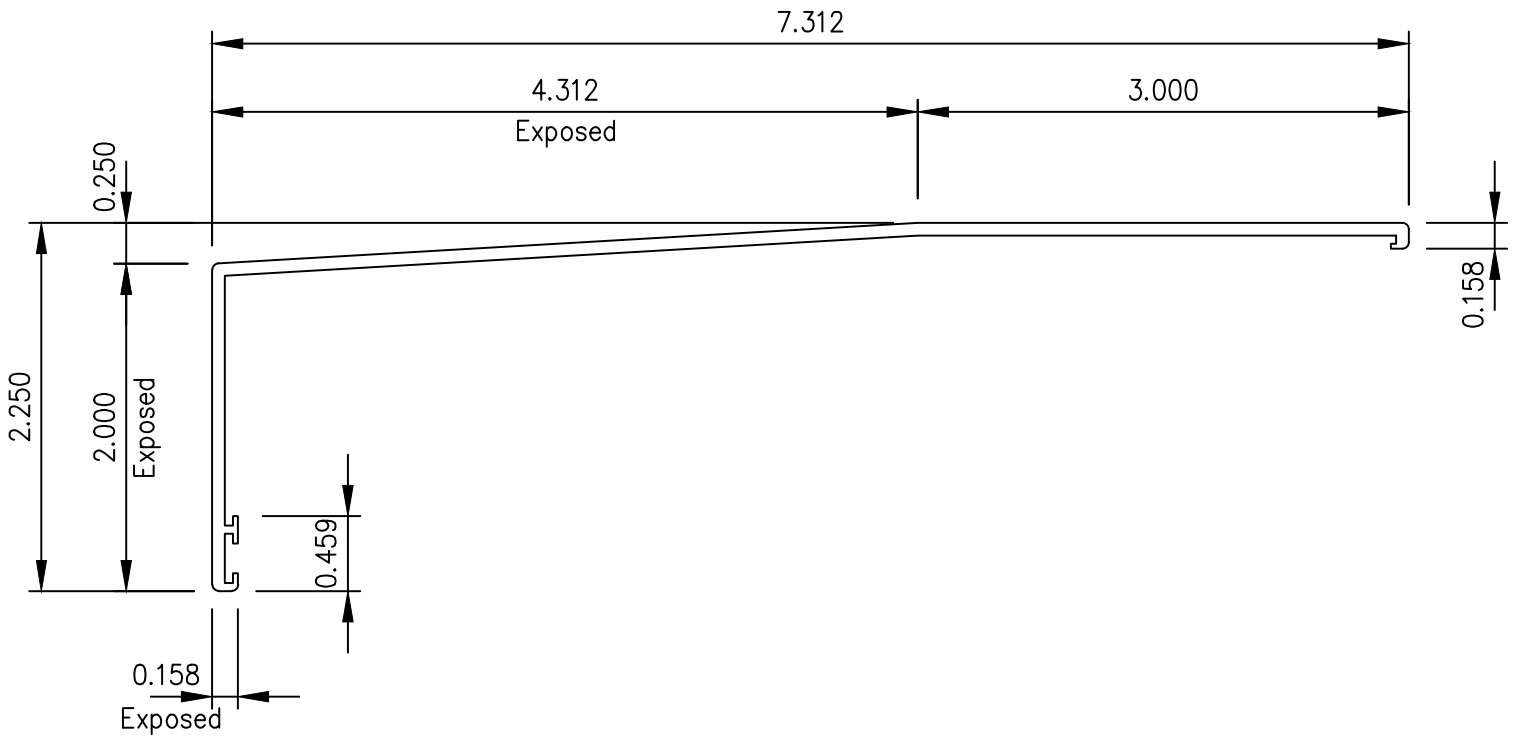


**Note Regarding Exposed Surfaces:**

Surfaces indicated as exposed are based on customarily exposed surfaces and can be modified to meet actual job requirements.

** When an Applied Finish is Required the Color Side will Receive the Applied Finish Except Where Noted <b>NAF</b> (No Applied Finish)				All Bends Will Be 90° Unless Otherwise Noted
WIDTH/GIRTH	THICKNESS/GAUGE	LENGTH	COLOR **	ADDITIONAL INFORMATION
		20'-0"	Varies	Met'l-Span Extruded Aluminum Vendor Item





**Note Regarding Exposed Surfaces:**

Surfaces indicated as exposed are based on customarily exposed surfaces and can be modified to meet actual job requirements.

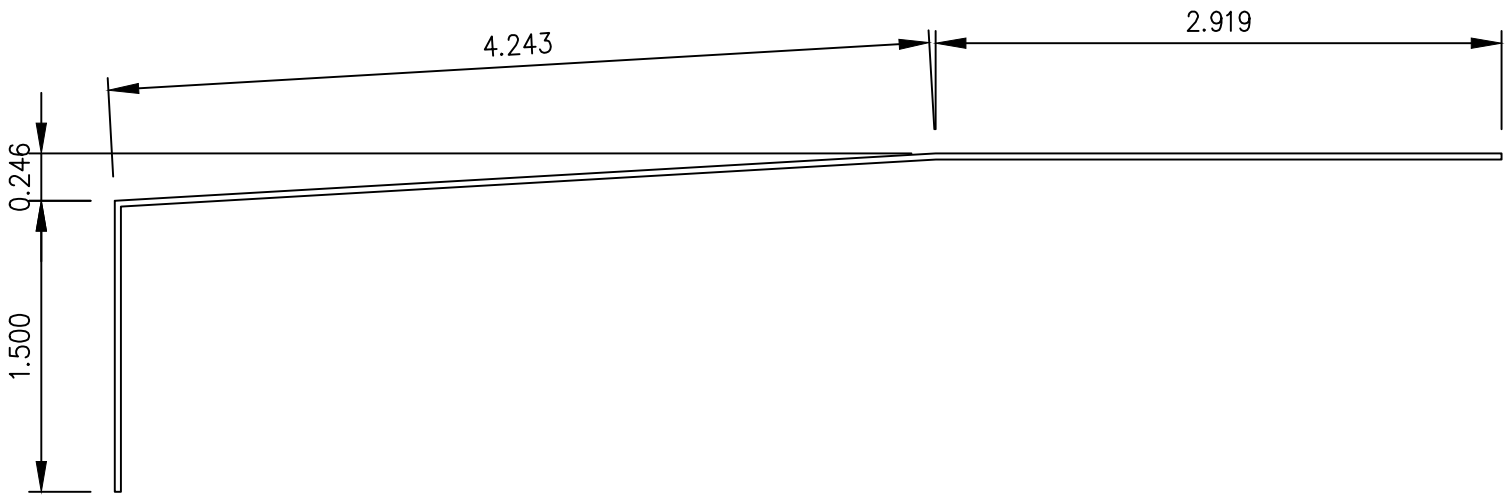
\* This parts is same as 3" Sill Extrusion

** When an Applied Finish is Required the Color Side will Receive the Applied Finish Except Where Noted <b>NAF</b> (No Applied Finish)				All Bends Will Be 90° Unless Otherwise Noted
WIDTH/GIRTH	THICKNESS/GAUGE	LENGTH	COLOR **	ADDITIONAL INFORMATION
		20'-0"	Varies	Met'l-Span Extruded Aluminum Vendor Item

# 4" Sill Lap Strip

(Use with 9412ANC)

part I 9506ANC Rev. 00 Date. DEC '19



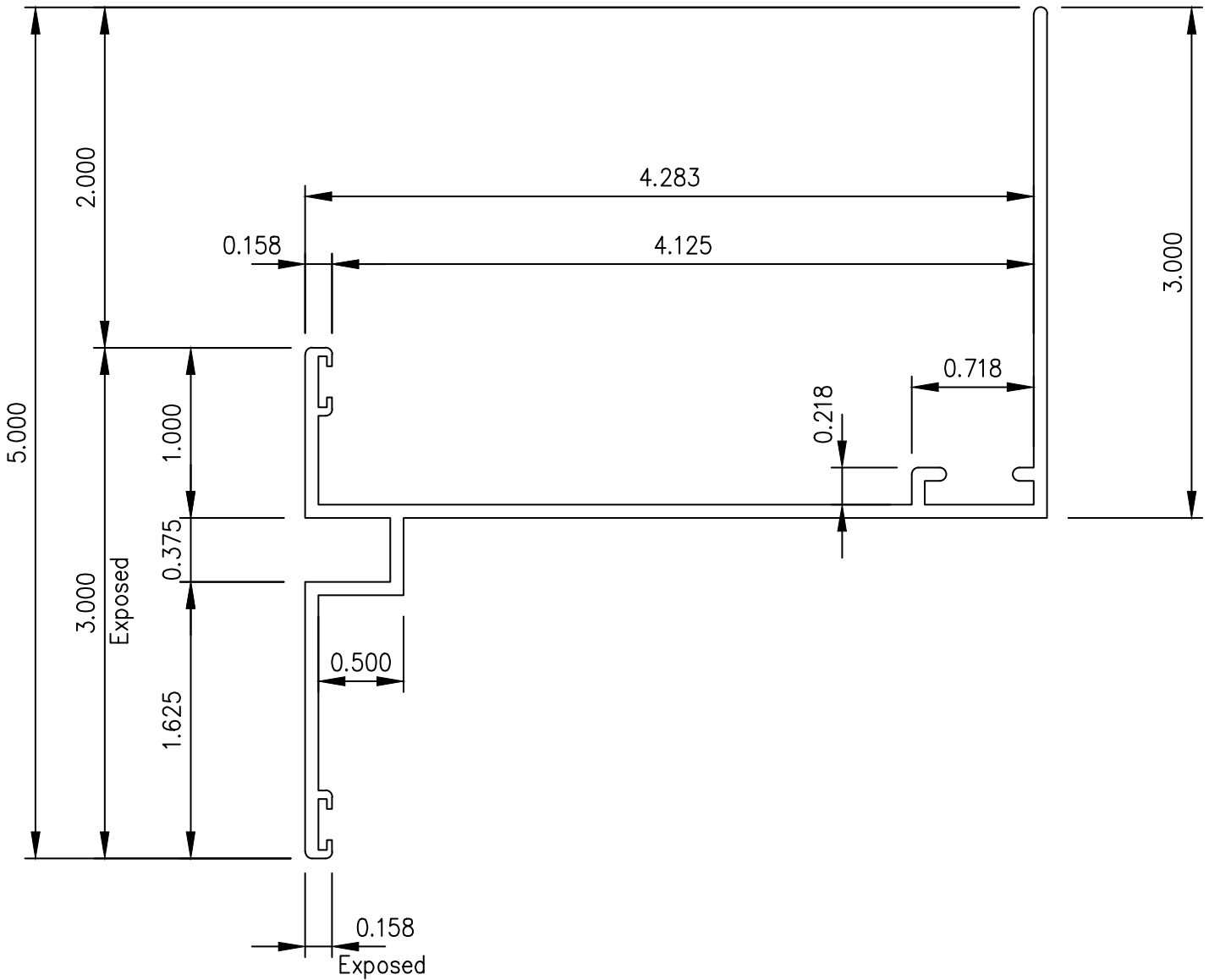
**Note:**

\* This parts is same as 3" Sill Lap Strip

** When an Applied Finish is Required the Color Side will Receive the Applied Finish Except Where Noted <b>NAF</b> (No Applied Finish)				All Bends Will Be 90° Unless Otherwise Noted
WIDTH/GIRTH	THICKNESS/GAUGE	LENGTH	COLOR **	ADDITIONAL INFORMATION
		6"	Unpainted	Met'I-Span Extruded Aluminum Vendor Item

# 4" Stack Joint Extrusion

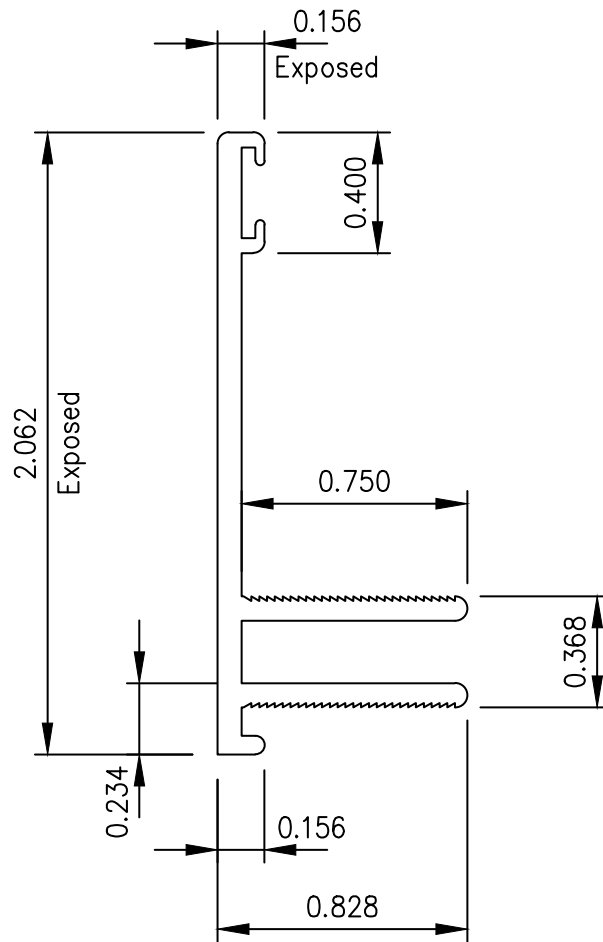
part I 9459ANC Rev. 00 Date. DEC '19



**Note Regarding Exposed Surfaces:**

Surfaces indicated as exposed are based on customarily exposed surfaces and can be modified to meet actual job requirements.

** When an Applied Finish is Required the Color Side will Receive the Applied Finish Except Where Noted <b>NAF</b> (No Applied Finish)				All Bends Will Be 90° Unless Otherwise Noted
WIDTH/GIRTH	THICKNESS/GAUGE	LENGTH	COLOR **	ADDITIONAL INFORMATION
		20'-0"	Varies	Met'l-Span Extruded Aluminum Vendor Item



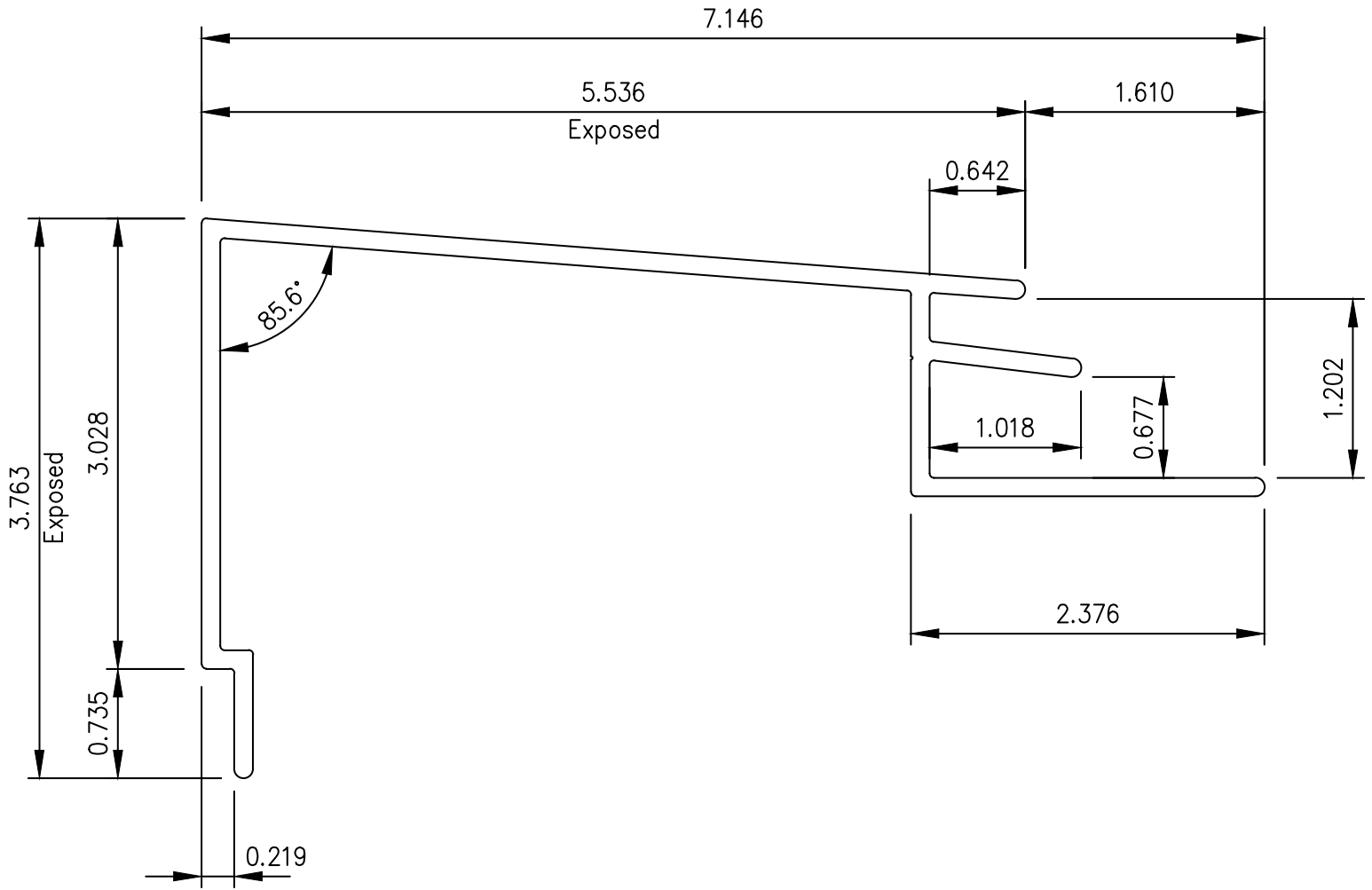
**Note Regarding Exposed Surfaces:**

Surfaces indicated as exposed are based on customarily exposed surfaces and can be modified to meet actual job requirements.

** When an Applied Finish is Required the Color Side will Receive the Applied Finish Except Where Noted <b>NAF</b> (No Applied Finish)				All Bends Will Be 90° Unless Otherwise Noted
WIDTH/GIRTH	THICKNESS/GAUGE	LENGTH	COLOR **	ADDITIONAL INFORMATION
		20'-0"	Varies	Met'I-Span Extruded Aluminum Vendor Item

# 2", 2.5", 3", 4" Parapet Extrusion

part | 9428ANC Rev. 00 Date. DEC '19



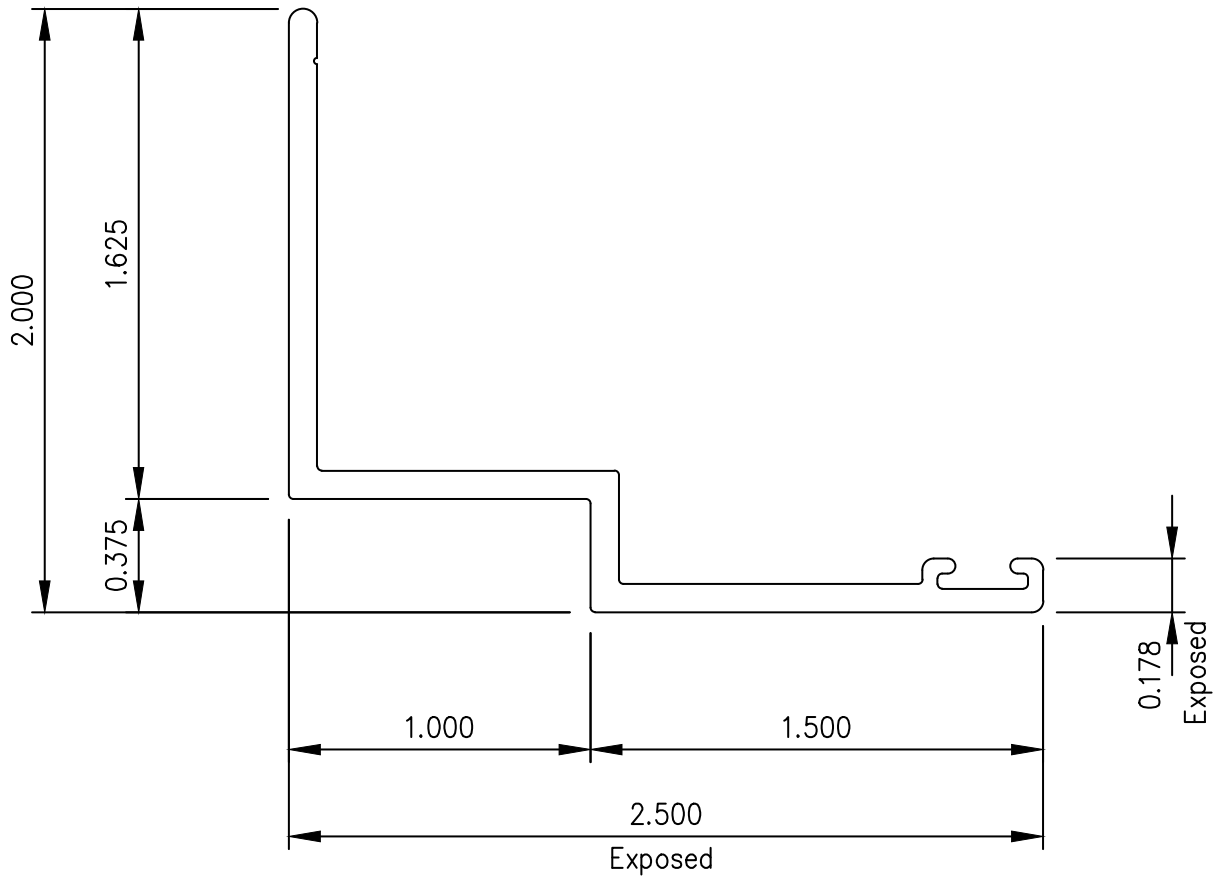
**Note Regarding Exposed Surfaces:**

Surfaces indicated as exposed are based on customarily exposed surfaces and can be modified to meet actual job requirements.

** When an Applied Finish is Required the Color Side will Receive the Applied Finish Except Where Noted <b>NAF</b> (No Applied Finish)				All Bends Will Be 90° Unless Otherwise Noted
WIDTH/GIRTH	THICKNESS/GAUGE	LENGTH	COLOR **	ADDITIONAL INFORMATION
		20'-0"	Varies	Met'I-Span Extruded Aluminum Vendor Item

# 2", 2.5", 3", 4" Soffit Reveal Extrusion

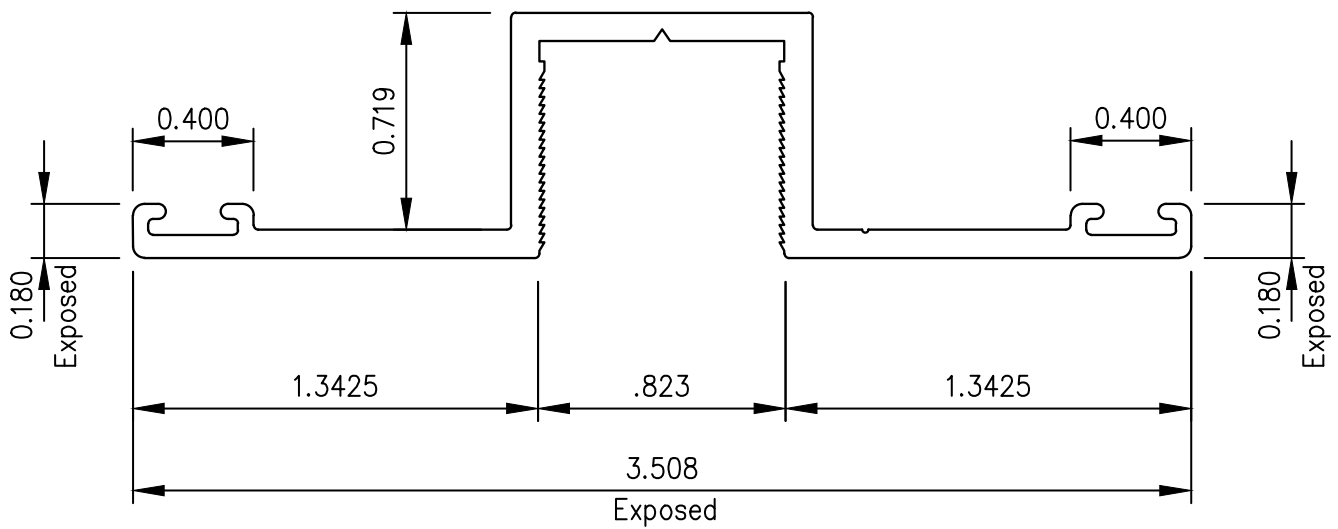
part I 9476ANC Rev. 00 Date. DEC '19



**Note Regarding Exposed Surfaces:**

Surfaces indicated as exposed are based on customarily exposed surfaces and can be modified to meet actual job requirements.

** When an Applied Finish is Required the Color Side will Receive the Applied Finish Except Where Noted <b>NAF</b> (No Applied Finish)				All Bends Will Be 90° Unless Otherwise Noted
WIDTH/GIRTH	THICKNESS/GAUGE	LENGTH	COLOR **	ADDITIONAL INFORMATION
		20'-0"	Varies	Met'l-Span Extruded Aluminum Vendor Item



**Note Regarding Exposed Surfaces:**

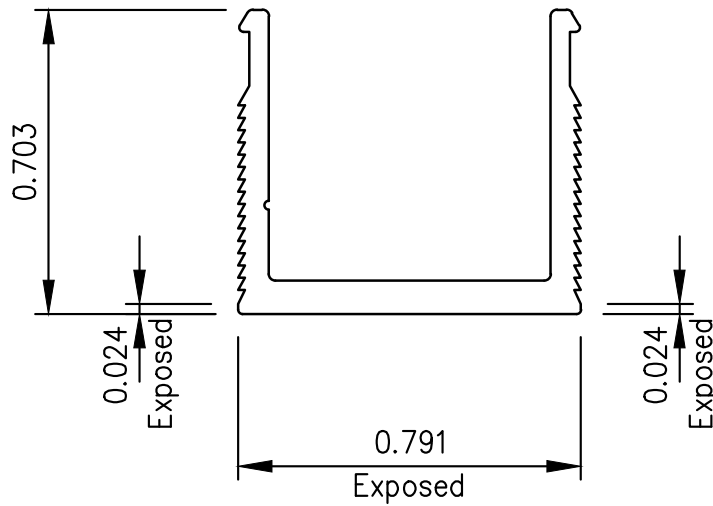
Surfaces indicated as exposed are based on customarily exposed surfaces and can be modified to meet actual job requirements.

** When an Applied Finish is Required the Color Side will Receive the Applied Finish Except Where Noted <b>NAF</b> (No Applied Finish)				All Bends Will Be 90° Unless Otherwise Noted
WIDTH/GIRTH	THICKNESS/GAUGE	LENGTH	COLOR **	ADDITIONAL INFORMATION
		20'-0"	Varies	Met'I-Span Extruded Aluminum Vendor Item

# 2", 2.5", 3", 4" Flush Insert Extrusion

(Option: Use with 9447ANC)

part I 9448ANC Rev. 00 Date. DEC '19



### Note Regarding Exposed Surfaces:

Surfaces indicated as exposed are based on customarily exposed surfaces and can be modified to meet actual job requirements.

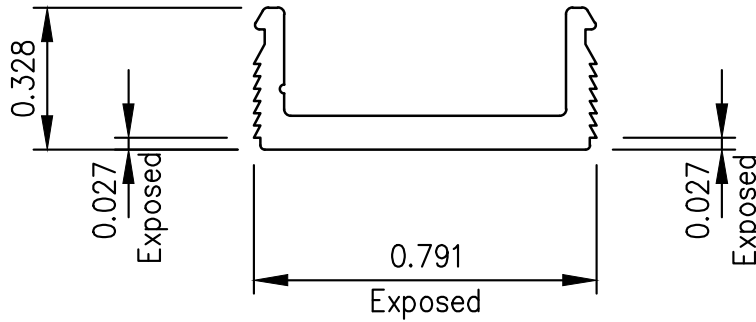
** When an Applied Finish is Required the Color Side will Receive the Applied Finish Except Where Noted <b>NAF</b> (No Applied Finish)				All Bends Will Be 90° Unless Otherwise Noted
WIDTH/GIRTH	THICKNESS/GAUGE	LENGTH	COLOR **	ADDITIONAL INFORMATION
		20'-0"	Varies	Met'I-Span Extruded Aluminum Vendor Item



# 2", 2.5", 3", 4" Recessed Insert Extrusion

(Option: Use with 9447ANC)

part | 9449ANC Rev. 00 Date. DEC '19



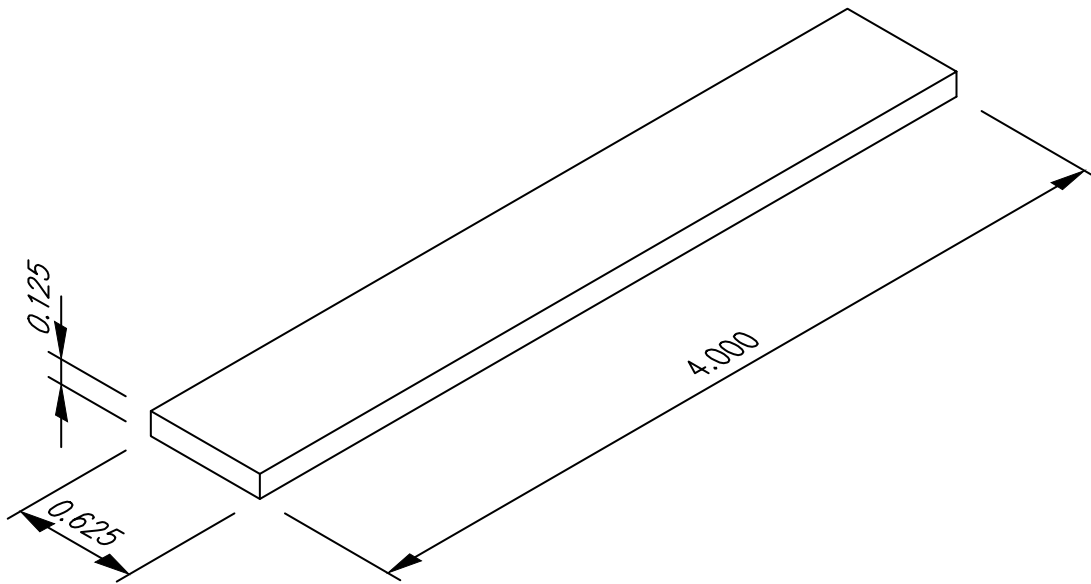
### Note Regarding Exposed Surfaces:

Surfaces indicated as exposed are based on customarily exposed surfaces and can be modified to meet actual job requirements.

** When an Applied Finish is Required the Color Side will Receive the Applied Finish Except Where Noted <b>NAF</b> (No Applied Finish)				All Bends Will Be 90° Unless Otherwise Noted
WIDTH/GIRTH	THICKNESS/GAUGE	LENGTH	COLOR **	ADDITIONAL INFORMATION
		20'-0"	Varies	Met'l-Span Extruded Aluminum Vendor Item

# Extruded Aluminum Splice Bar

part I 9495ANC Rev. 00 Date. DEC '19

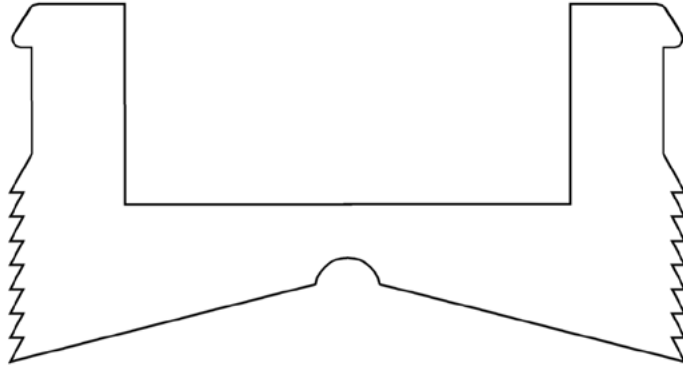


** When an Applied Finish is Required the Color Side will Receive the Applied Finish Except Where Noted NAF (No Applied Finish)				All Bends Will Be 90° Unless Otherwise Noted
WIDTH/GIRTH	THICKNESS/GAUGE	LENGTH	COLOR **	ADDITIONAL INFORMATION
		4"	Unpainted	Met'l-Span Extruded Aluminum Vendor Item

# EPDM Recessed Gasket

(Option: Use with 9447ANC)

part I 7709NBK Rev. 00 Date. DEC '19



# Wiper Gasket

part I 7800VGR Rev. 00 Date. DEC '19





1720 Lakepointe Drive, Suite #101

Lewisville, Texas 75057

**Toll-free:** 877.585.9969 | **Tel:** 972.221.6656 | **Fax:** 972.420.9382

**Web:** [metlspan.com](http://metlspan.com)