

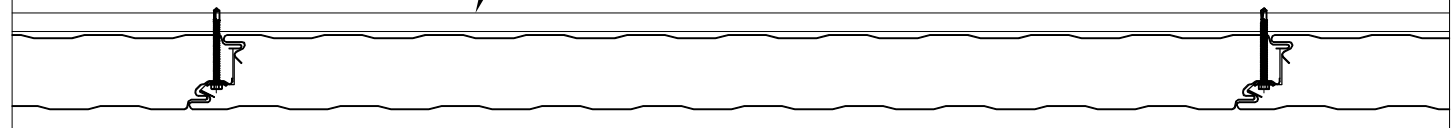
**Allowable Single Span Loads for CF-42 Panels, PSF**

Panel Thickness	Girt Spacing Feet	Fastening Pattern (Suction Loads)				Positive Loads	
		FP1	FP2	FP3	FP4	Bending and Shear	Deflection L/180
2"	5	30.8	45.1	56.8	NA	77.2	65.2
	6	25.7	37.5	47.4	NA	64.3	49.3
	7	22.0	32.2	40.6	NA	55.1	38.1
	8	19.3	28.2	35.5	NA	42.2	29.9
	9	17.1	25.0	31.6	NA	33.4	23.8
	10	15.4	22.5	28.4	NA	27.0	19.2
	11	14.0	20.5	25.8	NA	22.3	15.7
2.5"	5	32.0	45.6	57.7	NA	87.7	83.9
	6	26.7	38.0	48.0	NA	73.1	64.7
	7	22.9	32.6	41.2	NA	62.6	50.9
	8	20.0	28.5	36.0	NA	51.1	40.7
	9	17.8	25.3	32.0	NA	40.4	33.0
	10	16.0	22.8	28.8	NA	32.7	27.0
	11	14.6	20.7	26.2	NA	27.0	22.3
3"	5	33.3	46.2	58.6	67.3	97.1	100.8
	6	27.7	38.5	48.8	56.1	80.9	78.8
	7	23.8	33.0	41.8	48.1	69.4	63.0
	8	20.8	28.9	36.6	42.1	57.5	51.1
	9	18.5	25.7	32.5	37.4	45.5	41.9
	10	16.6	23.1	29.3	33.6	36.8	34.8
	11	15.1	21.0	26.6	30.6	30.4	29.1
4"	5	40.0	58.7	69.2	74.1	101.6	128.6
	6	33.4	48.9	57.6	61.7	84.7	102.5
	7	28.6	41.9	49.4	52.9	72.6	83.5
	8	25.0	36.7	43.2	46.3	63.5	69.1
	9	22.2	32.6	38.4	41.2	56.4	57.9
	10	20.0	29.3	34.6	37.0	50.8	49.0
	11	18.2	26.7	31.4	33.7	43.3	41.8
12	16.7	24.4	28.8	30.9	36.4	35.8	





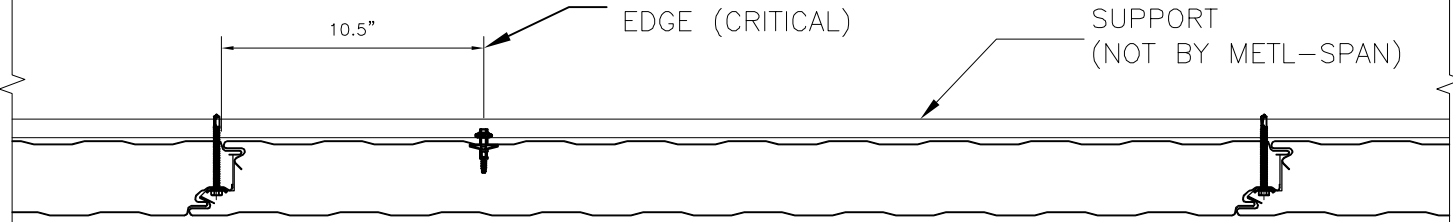
SUPPORT  
(NOT BY METL-SPAN)



(FP1) SIDE JOINT CLIP ONLY

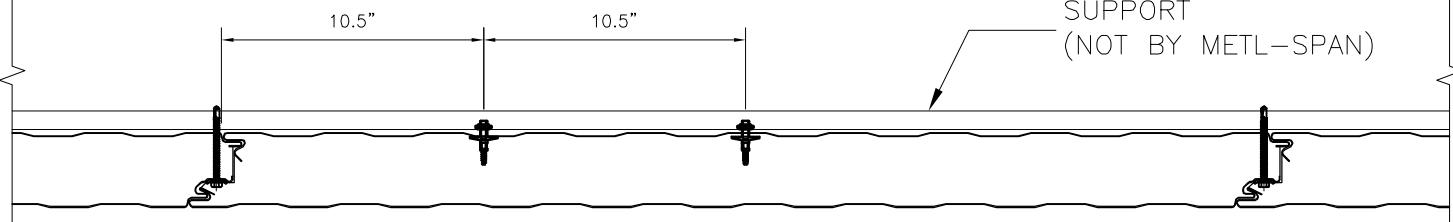
FROM FEMALE  
EDGE (CRITICAL)

SUPPORT  
(NOT BY METL-SPAN)



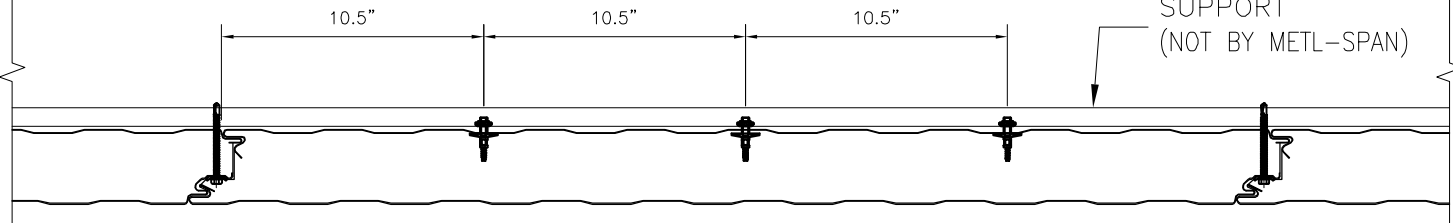
(FP2) SIDE JOINT AND (1) BLIND RIVET

SUPPORT  
(NOT BY METL-SPAN)



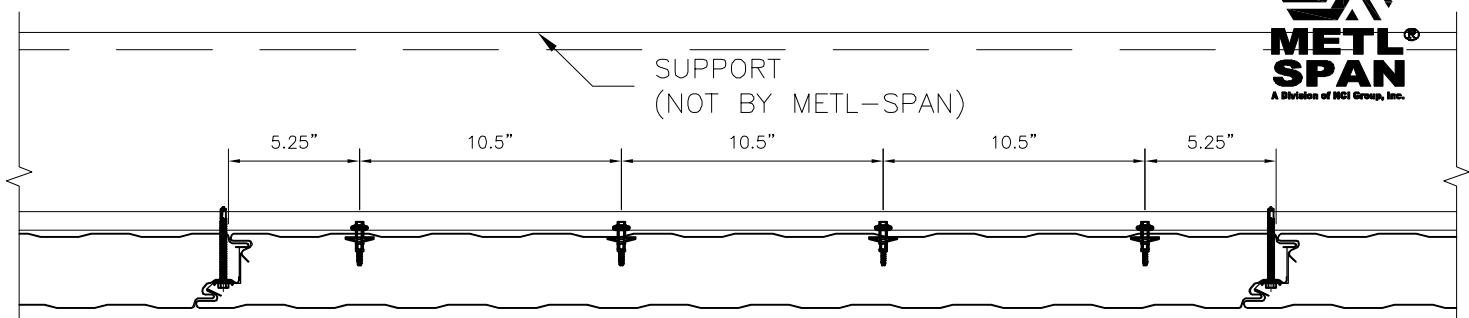
(FP3) SIDE JOINT AND (2) BLIND RIVETS

SUPPORT  
(NOT BY METL-SPAN)

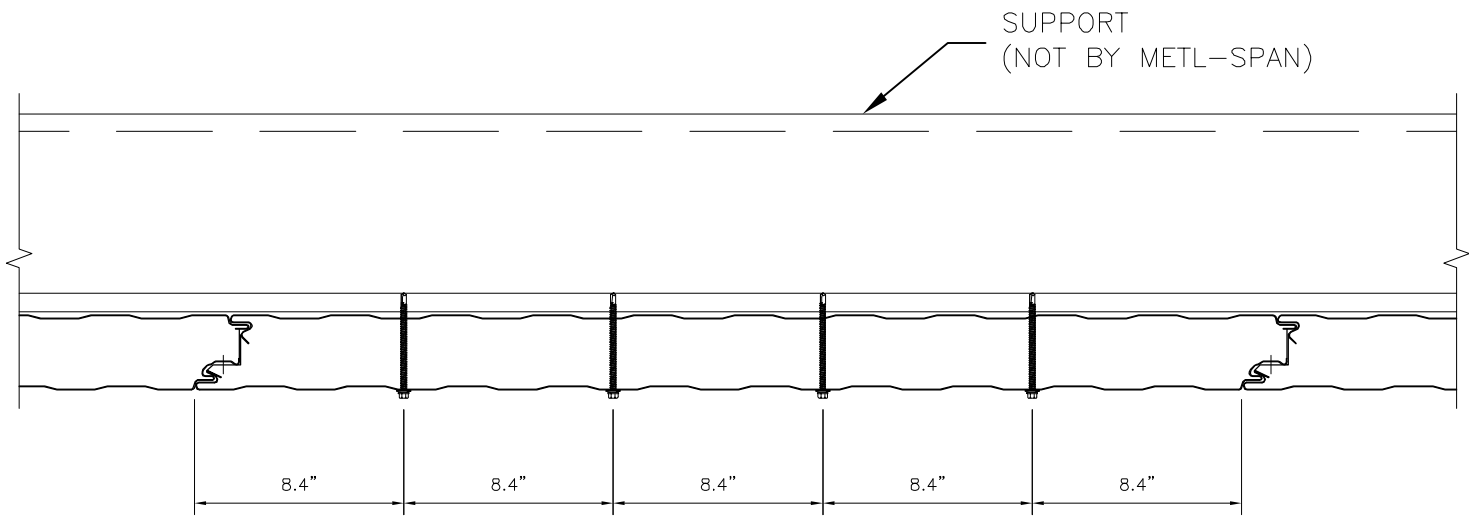


(FP4) SIDE JOINT AND (3) BLIND RIVETS

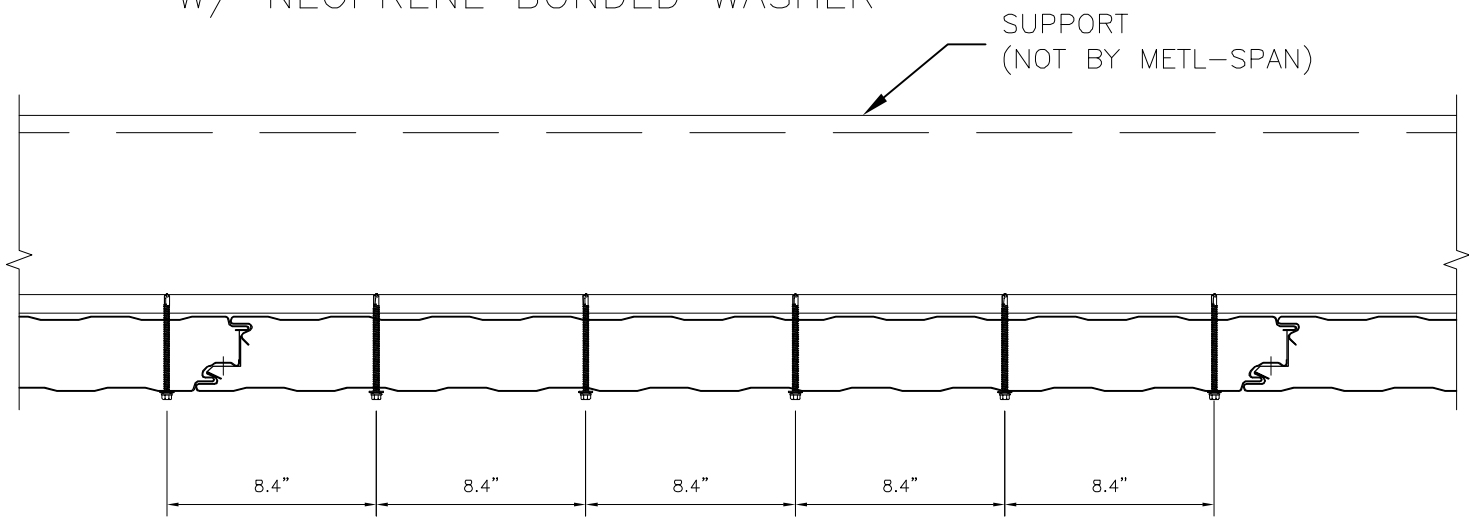
CF42 FASTENING PATTERNS



(FP5) SIDE JOINT AND (4) BLIND RIVETS



(FP9) (4) SELF-DRILLING OR SELF-TAPPING FASTENERS W/ NEOPRENE BONDED WASHER



(FP10) (5) SELF-DRILLING OR SELF-TAPPING FASTENERS W/ NEOPRENE BONDED WASHER

# CF42 FASTENING PATTERNS

<b>FASTENING PATTERNS</b>	<b>APPLICATION: FASTENING</b>	<b>2 of 2</b> DATE: MAY 15, 2015
---------------------------	-----------------------------------	-------------------------------------