



IMPs are Ideal for Warehouse Construction

As internet retailers become an increasingly popular source for consumer goods, the warehouse space needed to store retailer supplies is also growing rapidly.

Today, the e-commerce industry makes up between 20–22 percent of new industrial leases in North America. That number has grown dramatically from less than 5 percent just a few years ago. In fact, an additional **782 million square feet** of warehouse space is expected to hit the market by the end of 2019.

Metl-Span® insulated metal panels (IMPs) offer a perfect solution for this growing market. Metl-Span IMPs feature ideal insulation capabilities thanks to a Class A polyurethane core that keeps the building and its contents in peak condition. Metl-Span IMPs also help to keep pace with the rapidly expanding warehouse market by fast-tracking the construction process because they're designed for easy and efficient installation.

Metl-Span IMP Benefits:

Temperature Control – Whether a warehouse is storing electronics, pharmaceuticals or fresh produce, it requires contents to be stored at a particular temperature and humidity to preserve ultimate quality. Metl-Span IMPs are encapsulated completely by metal facings that create an impermeable envelope system to ensure an ideal temperature-controlled environment.

Expedited Installation – The warehouse sector is expected to achieve a net absorption of 655 million square feet over the next few years, which means construction times will need to match that quick turnaround, too. Metl-Span IMPs feature all-weather installation and one-piece construction to accelerate the installation process and get your warehouse up and running quickly.

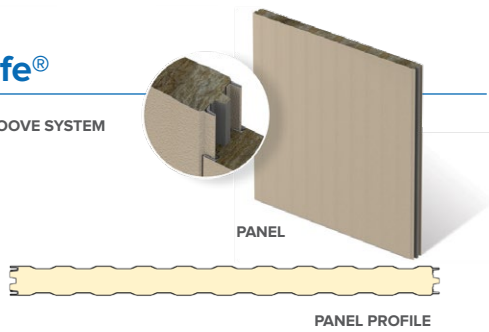
Cutting Costs – Operating and maintaining a warehouse facility can be expensive, but its utility bills don't have to be. Metl-Span IMPs are equipped with superior R-values, leading to lower heating and cooling costs throughout the building's lifespan.

For more information on how Metl-Span IMPs can impact your next warehouse project, visit www.metlspan.com/markets/warehouse. To discuss requirements and options for your next project, call **877.585.9969**.



Thermalsafe®

LOCK & GROOVE SYSTEM



PRODUCT SPECIFICATIONS

WIDTH: 42"

THICKNESS: NOMINAL 3", 4", 5", 6", 7", 8"

LENGTH: 8'-0" to 40'-0", variable by thickness; contact Metl-Span for exact maximum length for each thickness

EXTERIOR PROFILE: Ultra-Light Mesa, nominal 1/32" deep, embossed or Santa Fe, with heavy embossing

FIRE RATINGS: One-, two-, and three-hour for wall. 90 minute for ceiling

U-FACTOR² (BTU/h·ft²·F°)

PANEL WIDTH: 36"

	75°
3"	0.0923
4"	0.0654
5"	0.0529
6"	0.0444
7"	0.0383
8"	0.0336

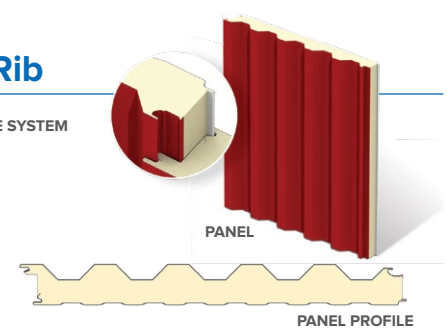
R-VALUE² (h·ft²·F°/BTU)

PANEL WIDTH: 36"

	75°
3"	10.83
4"	15.29
5"	18.90
6"	22.51
7"	26.12
8"	29.73

CF 7.2 Insul-Rib

LOCK & GROOVE SYSTEM



PRODUCT SPECIFICATIONS

WIDTH: Nominal 36"

THICKNESS: 3", 4", 5", 6", Rib height included in thickness.

LENGTH: 8'-0" to 32'-0" for horizontal
8'-0" to 40'-0" for vertical

EXTERIOR PROFILE: 7.2" on center rib pattern,
1.5" tall, embossed or unembossed

U-FACTOR² (BTU/h·ft²·F°)

PANEL WIDTH: 36"

	75°
3"	0.0814
4"	0.0537
5"	0.0395
6"	0.0314

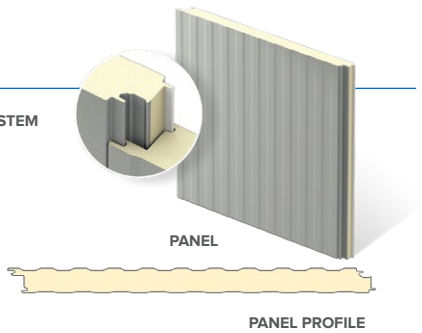
R-VALUE² (h·ft²·F°/BTU)

PANEL WIDTH: 36"

	75°
3"	12.29
4"	18.62
5"	25.32
6"	31.85

CF Mesa

LOCK & GROOVE SYSTEM



PRODUCT SPECIFICATIONS

WIDTH: 30", 36", 42"

THICKNESS: 2", 2.5", 3", 4", 5", 6"

LENGTH: 8'-0" to 32'-0" for horizontal embossed
8'-0" to 16'-0" for horizontal unembossed
8'-0" to 52'-0" for vertical embossed
8'-0" to 40'-0" for vertical unembossed

EXTERIOR PROFILE: Longitudinal corrugations spaced at nominal 4" on center, nominal 1/8" deep, embossed or unembossed

U-FACTOR² (BTU/h·ft²·F°)

PANEL WIDTH: 42"

	75°	40°
2"	0.0706	0.0669
2.5"	0.0516	0.0491
3"	0.0424	0.0401
4"	0.0324	0.0305
5"	0.0264	0.0248
6"	0.0224	0.0210

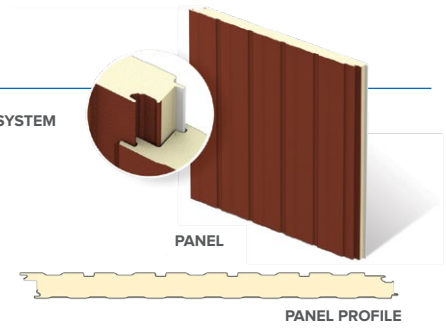
R-VALUE² (h·ft²·F°/BTU)

PANEL WIDTH: 42"

	75°	40°
2"	14.16	14.95
2.5"	19.38	20.37
3"	23.58	24.94
4"	30.86	32.79
5"	37.88	40.32
6"	44.64	47.62

CF Flute

LOCK & GROOVE SYSTEM



PRODUCT SPECIFICATIONS

WIDTH: 42"

THICKNESS: 2", 2.5", 2.75"³, 3", 4", 5", 6"

LENGTH: 8'-0" to 32'-0" for horizontal
8'-0" to 52'-0" for vertical

EXTERIOR PROFILE: 1" wide, nominal 3/8" deep, longitudinal reveals at 8.4" on center, embossed

U-FACTOR² (BTU/h·ft²·F°)

PANEL WIDTH: 42"

	75°	40°
2"	0.0721	0.0692
2.5"	0.0523	0.0498
3"	0.0432	0.0410
4"	0.0328	0.0311
5"	0.0267	0.0252
6"	0.0226	0.0214

R-VALUE² (h·ft²·F°/BTU)

PANEL WIDTH: 42"

	75°	40°
2"	13.87	14.45
2.5"	19.12	20.08
3"	23.15	24.39
4"	30.49	32.15
5"	37.45	39.68
6"	44.25	46.73

¹No hourly rating available. ²Based on ASTM C518, ASTM C1363 and thermal modeling, 75° F core mean temp. ³Available only from Nevada plant.